

# **Alchemist**

FLUX:: Immersive

2025-06-02

# Table of contents

<b>1</b>	<b>Alchemist - The Alchemist concept</b>	<b>6</b>
<b>I</b>	<b>General Settings and Display</b>	<b>9</b>
<b>2</b>	<b>General Settings</b>	<b>11</b>
2.1	Input Gain (1)	11
2.2	Dry Mix (2)	11
2.3	Output Gain (3)	11
2.4	Invert Phase (4)	11
2.5	Enable Clipper (5)	12
2.6	Clipper Knee (6)	12
2.7	Clipper Ceiling (7)	12
2.8	Bypass (8)	12
2.9	Channel Processing Selector (9)	12
2.10	Channel Side Chain Routing (10)	12
2.11	Band Selector (11)	12
2.12	Number of Band Control (12)	13
2.13	Reset Solo (13)	13
<b>3</b>	<b>General Display</b>	<b>14</b>
3.1	Input Peak Meter (14)	14
3.2	Output Peak Meter (15)	14
3.3	Link display (16)	14
3.4	Band Gain Handle (17)	14
3.5	Band Frequency Handle (18)	15
3.6	Global Band Handle (19)	15
3.7	Band Activity (20)	15
3.8	Low Pass Filter Frequency (21)	15
3.9	Low Pass Filter Slope (22)	15
3.10	Hi Pass Filter Slope (23)	15
3.11	Hi Pass Filter Frequency (24)	16
3.12	Preset Manager Access (25)	16
3.13	Loaded Preset Display (26)	16
3.14	Save (27)	16

3.15	Recall (28)	16
3.16	Copy A / Copy B (29)	16
3.17	Morphing Slider (30)	17
3.18	Automation Control of the Morphing Slider (31)	17
<b>II Bands Settings and Display</b>		<b>18</b>
<b>4</b>	<b>Band Settings</b>	<b>20</b>
4.1	Band Solo (32)	20
4.2	Selected Band Reminder (33)	20
4.3	Band Bypass (34)	20
4.4	Link (35)	20
4.5	Input Gain (36)	20
4.6	Output Gain (37)	21
4.7	Bitter Sweet On/Off (38)	21
4.8	Transient Amount (39)	21
4.9	Post Band Processing (40)	21
4.10	Auto Gain Compensation (41)	21
4.11	Bitter Sweet Sustain Release (42)	22
4.12	Operation Mode Selector (43)	22
4.13	Bitter Sweet Period (44)	22
4.14	MS Width Control (45)	22
4.15	MS Mode On/Off (46)	23
<b>5</b>	<b>Time Related Settings</b>	<b>24</b>
5.1	Delay (47)	24
5.2	Auto Delay (48)	24
5.3	Mode (49)	24
5.4	Attack (50)	25
5.5	Hold (51)	26
5.6	Release Mode (52)	26
5.7	Release (53)	26
5.8	Release Minimum (54)	26
5.9	Dynamic Factor (55)	27
5.10	Dynamic Velocity (56)	27
<b>6</b>	<b>Band Display</b>	<b>28</b>
6.1	Input Level Meter (57)	28
6.2	Output Level Meter (58)	28
6.3	Resultant Envelop (59)	28
6.4	Dynamic difference between in and out (60)	28
6.5	Level difference between in and out (61)	29

6.6	Dynamic Activity Display (62)	29
6.7	Instant Release Value (63)	29
6.8	Resulting Transfer Curve (64)	29
<b>III Dynamic Sections Settings and Display</b>		<b>30</b>
<b>7</b>	<b>Dynamic Sections Settings</b>	<b>32</b>
7.1	Peak Detection Amount (62)	32
7.2	Dynamic Ratio (63)	32
7.3	Dynamic Ratio Inverter (63)	33
7.4	L.I.D.. (Level Independent Detector) (64)	33
7.5	L.I.D.. Threshold (65)	34
7.6	L.I.D. Maximum (66)	34
7.7	Threshold (67)	34
7.8	Ratio (68)	34
7.9	Infinite (69)	35
7.10	Range (70)	35
7.11	Knee (71)	35
7.12	Dynamic Section On/Off (72)	35
7.13	Compressor Section Selector (73)	36
7.14	DCompressor Section Selector (74)	36
7.15	Expander Section Selector (75)	36
7.16	DExpander Section Selector (76)	36
<b>8</b>	<b>Dynamic Sections Display</b>	<b>37</b>
8.1	Dynamic Section Activity (77)	37
<b>9</b>	<b>Preset Management</b>	<b>38</b>
9.1	Preset Sections	38
9.2	Save	38
9.3	Copy A / Copy B	38
9.4	Morphing Slider	39
<b>10</b>	<b>Preset Manager</b>	<b>40</b>
<b>11</b>	<b>Specifications</b>	<b>43</b>
<b>12</b>	<b>Credits</b>	<b>44</b>

<b>Appendices</b>	<b>63</b>
<b>A Release Notes</b>	<b>63</b>
A.1 Build 24.07.0.50393 - All plugins . . . . .	63
A.1.1 New Features . . . . .	63
A.1.2 Improvements . . . . .	63
A.1.3 Bugs . . . . .	63
A.1.4 Known Issues . . . . .	63
A.2 Build 24.06.0.50386 - All plugins . . . . .	64
A.2.1 Improvements . . . . .	64
A.2.2 Bugs . . . . .	64
A.2.3 Known Issues . . . . .	65
A.3 Build 23.07.50310 - All plugins . . . . .	66
A.3.1 New features . . . . .	66
A.3.2 Bugs fixes . . . . .	66
A.3.3 Known issues . . . . .	67
A.4 Build 23.1.0.50251 - All plugins . . . . .	67
A.4.1 New features . . . . .	67
A.4.2 Bugs fixes . . . . .	68
A.4.3 Known issues . . . . .	69
A.5 Build 21.12.0.50123 - All plugins except TRAX and StudioSession . . . . .	69
A.6 Build 21.11.0.50107 (HEar, IRCAM Verb) . . . . .	70
A.7 FLUX:: Immersive - Plugins (including IRCAM Tools) 21.09 . . . . .	70
A.7.1 Build 21.9.0.50083 . . . . .	70
A.8 FLUX:: Immersive - Plugins (including IRCAM Tools) 20.12 . . . . .	71
A.8.1 Build 20.12.0.49880 . . . . .	71
A.9 Known Issues . . . . .	72

# 1 Alchemist - The Alchemist concept

[Product Page](#) | [Shop Page](#)

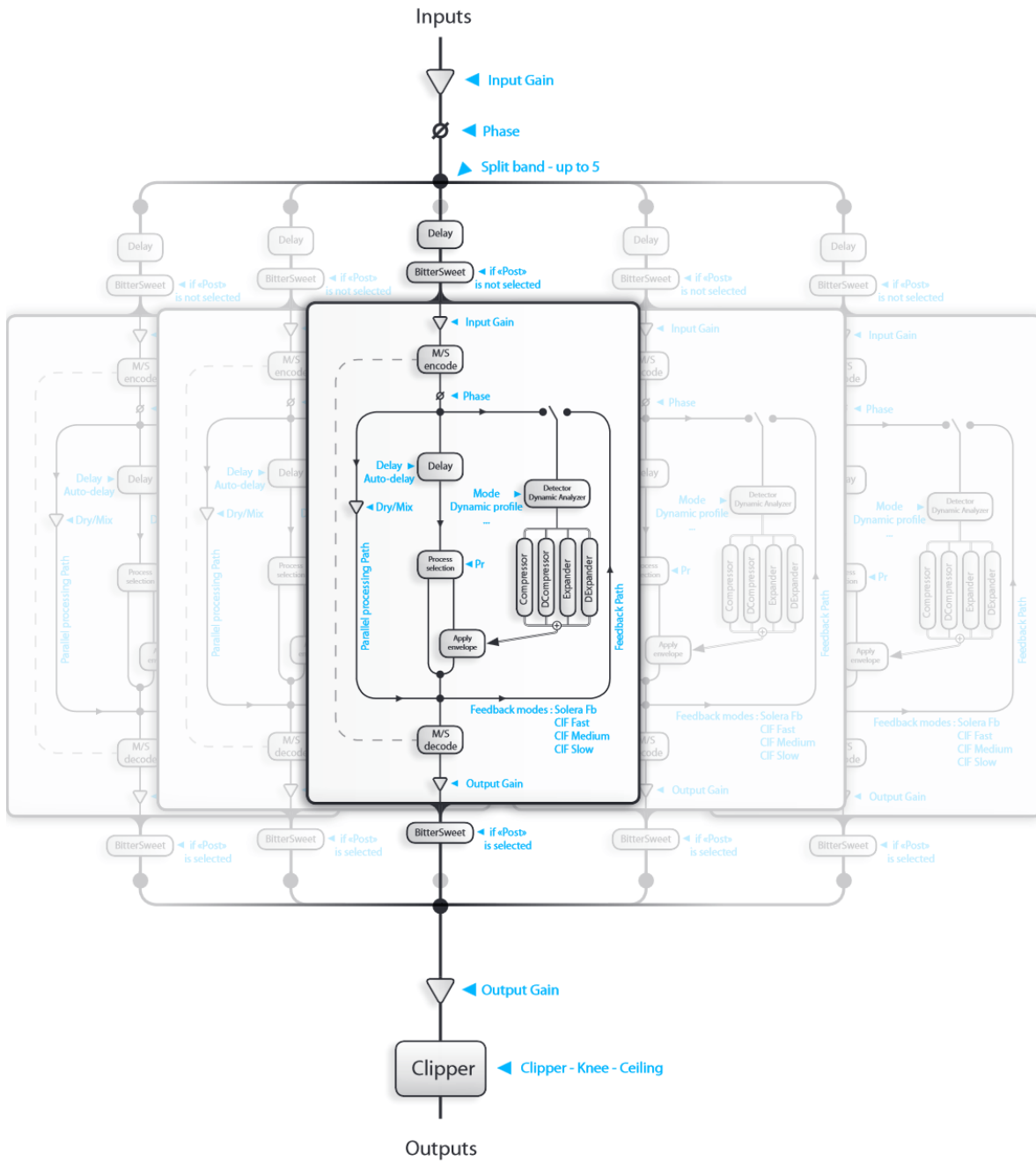


At first, the wideband signal is split into frequency bands by a slope adjustable cross-over.

Each band is individually processed for dynamic. For every frequency band, every dynamic processing section, the compressor, the de-compressor, the expander and the de-expander features its own envelop generator including Dynamic Ratio, Peak amount parameters, L.I.D. (Level independent Detector) and its threshold adjustment. For every frequency band, a transient manager can be inserted pre or post dynamic processing. To achieve a total control on the audio signal, a MS management is available on every frequency band.

Then all the frequency bands are summed to rebuild a wideband processed signal. A soft clipper featuring a threshold for soft knee, and a dry mix control are available.

Alchemist gathers in a single plug-in all the Flux science about filtering and dynamic processing.





# Part I

## General Settings and Display

This section manages the wide band behavior of the Alchemist plug-in. It also controls the number of band of the processing (27) and the selection of the band setting panel (22).



## 2 General Settings

### 2.1 Input Gain (1)

Unit: dB

Value Range: -48 / +48

Step: 0.

Default Value: 0 dB

Sets the gain applied to the dynamic processing input.

### 2.2 Dry Mix (2)

Default Value: -144 dB

This slider controls the amount of the original signal that can be added to the processed audio. This feature is dedicated to mastering works requiring both heavy processing and subtle control.

The mix is done before the output gain.

### 2.3 Output Gain (3)

Unit: dB

Value Range: -48 / +48

Step: 0.

Default Value: 0 dB

Sets the global gain applied to the dynamic processing output before the soft clipper.

### 2.4 Invert Phase (4)

Default Value: Off

When this button is engaged, the phase of the processed signal is inverted.

## 2.5 Enable Clipper (5)

The Clipper is the very last stage of the processing chain.

## 2.6 Clipper Knee (6)

Unit: dB

Value Range: 0 / +3

Step: 0.

Default Value: 1 dB

Sets the smoothness of the transmission curve.

## 2.7 Clipper Ceiling (7)

## 2.8 Bypass (8)

It's a global bypass.

## 2.9 Channel Processing Selector (9)

When operating on a multi-channel (surround) bus, all channels are processed by default, but it can be useful to remove some channels from the processing for some reasons. This selector allows to keep the unchecked channels untouched. This feature may be used if different settings are required. Several instances of a plug-in can be used in series, each one processing a particular channel with its own settings.

## 2.10 Channel Side Chain Routing (10)

When operating on a multi-channel bus, all channels are feeding the side chain by default, but it can be useful to prevent some channels feeding the side chain for some reasons.

## 2.11 Band Selector (11)

The frequency band selection is done here.

It can also be done from the main display area.

## **2.12 Number of Band Control (12)**

The Minus and Plus buttons allow to specify the number of frequency bands of the Alchemist from 1 to 5.

## **2.13 Reset Solo (13)**

This button disables all engaged band solo.

## 3 General Display

### Windows :

Right-Click on the selected band accesses a specific contextual menu allowing to reset band(s) or copy the band parameters to another band. An Auto Solo feature can be accessed when pressing the Ctrl key + Click on the desired band.

### MacOS :

Right-Click or Ctrl + Click on the selected band accesses a specific contextual menu allowing to reset band(s) or copy the band parameters to another band. An Auto Solo feature can be accessed when pressing the Command (Apple) Key + Click on the desired band.

### 3.1 Input Peak Meter (14)

### 3.2 Output Peak Meter (15)

### 3.3 Link display (16)

The bands can have their parameters linked. Right-Click on the main display allows access to a contextual menu. Modifying a setting of a linked band also modifies this setting for all linked bands.

### 3.4 Band Gain Handle (17)

The band display reflects both input and out gains.

The handle trims the output gain.

Shift + Click trims the input gain.

Double-Click reset the output gain to the default value.

### **3.5 Band Frequency Handle (18)**

Shift + Click enables fine trimming

Right-Click changes the filter slope

Double-Click resets the frequencies to the default values.

### **3.6 Global Band Handle (19)**

Double-Click resets the frequencies to the default values.

Ctrl + Click auto-solos the selected band.

### **3.7 Band Activity (20)**

It reflects the applied gain but also take account of the gain modification introduced by the Bitter Sweet section.

### **3.8 Low Pass Filter Frequency (21)**

The value can be entered using the keyboard or the slider control.

Dragging the band handles is also possible from the main display.

### **3.9 Low Pass Filter Slope (22)**

The value can be entered using the keyboard or the slider control.

Shift + Dragging the band handles is also possible from the main display.

### **3.10 Hi Pass Filter Slope (23)**

The value can be entered using the keyboard or the slider control.

Shift + Dragging the band handles is also possible from the main display.

### **3.11 Hi Pass Filter Frequency (24)**

The value can be entered using the keyboard or the slider control. Dragging the band handles is also possible from the main display.

### **3.12 Preset Manager Access (25)**

Access to the preset manager's window.

### **3.13 Loaded Preset Display (26)**

A star signals a modified preset.

### **3.14 Save (27)**

Save replaces the selected preset by a new one under the same name featuring the current settings. If you want to keep an existing preset without your new modifications, just select an empty place into the preset list, enter a new name for this modified preset featuring the current settings and press Save.

### **3.15 Recall (28)**

Once a preset is selected from the preset list it must be explicitly loaded into section A or the section B by using the recall button. A preset is effective only after it has been recalled.

### **3.16 Copy A / Copy B (29)**

The current parameters of a section are copied to the other one. The section A or B is re-initialized with the current values and the morphing slider is parked at 100% of the corresponding section.



### 3.17 Morphing Slider (30)

This horizontal slider has no unity nor specific value display. It allows to morph current settings between two loaded presets. Double-click on one side of the slider area toggles between full A and full B settings.

The results of an in-between setting can be saved as a new preset.

A global preset including the two loaded presets and the morphing slider position can also be saved from preset management window.

### 3.18 Automation Control of the Morphing Slider (31)

Default Value: Off

When this button is disabled, all the plug-in parameters values are recorded when writing automation. The morphing slider is ignored.

When reading automation, if this button is disabled, all the plug-in parameters are controlled by the host automation except the morphing slider.

When this button is engaged, all parameters are recorded when writing automation uncluding the morphing slider.

When this button is engaged, ONLY the morphing slider value is applied when reading automation.

The Automation button must be engaged if the morphing slider has to be mapped on a control surface.

## **Part II**

# **Bands Settings and Display**

The main parameters of the band are gathered on this panel. Alt + Click temporarily unlink the control when the band is linked.



## 4 Band Settings

### 4.1 Band Solo (32)

Solo the selected band(s)

### 4.2 Selected Band Reminder (33)

### 4.3 Band Bypass (34)

Bypass the selected band.

### 4.4 Link (35)

Default: Enabled

By default the maximum value issued from all channels feeding the side chain is retained as source for processing. This manner, the space information is kept for the processed multi-channel signals.

When disabled, every channel uses its own value for individual processing. This configuration may be used in conjunction with the MS width section which encode the signal in MS before processing, and decode at the output. This manner, the M signal can be processed while keeping the S channel untouched.

### 4.5 Input Gain (36)

Unit: dB

Value Range: -12 / +12

Step: 0.01

Default Value: 0 dB

Sets the gain applied to the dynamic processing input of the selected band.

## 4.6 Output Gain (37)

Unit: dB

Value Range: -12 / +12

Step: 0.01

Default Value: 0 dB

Sets the global gain applied to the dynamic processing output of the selected band.

## 4.7 Bitter Sweet On/Off (38)

When engaged, the Bitter Sweet processing is active.

## 4.8 Transient Amount (39)

Unit: %

Value Range: -100 to +100

Default Value: 0

On the Sweet side (left), transients are reduced. It usually decreases percussive instruments in the mix.

On the Bitter side (right), transients are magnified. It usually increases the percussive instruments in the mix.

## 4.9 Post Band Processing (40)

When engaged, the Bitter Sweet processing is done after the dynamic processing. Otherwise, it's done before the other processing sections which are working in parallel.

## 4.10 Auto Gain Compensation (41)

When engaged, the output gain is compensated depending of the transient amount to produce an almost unity gain.

## 4.11 Bitter Sweet Sustain Release (42)

This control sets the release time for the transient envelop.

## 4.12 Operation Mode Selector (43)

Main processes using regular stereo signal scheme and it is the only available mode for multi-channels operations. Center engages internal MS encoder and processes only the Mid channel. After processing the sound is decoded back to stereo. Since the M channel usually features more enregy than the S channel, this mode allows to easily control the impact of the sound.

Stereo engages internal MS encoder and processes only the Side channel. After processing the sound is decoded back to stereo. Since the S channel contains the spatial information, this mode allows to easily control the stereo imaging.

## 4.13 Bitter Sweet Period (44)

Unit: ms

Value Range: 3 to 450 ms

Default Value: 42 ms

This control sets the range of the time window used to detect transients that will be processed.

## 4.14 MS Width Control (45)

Unit: dB

Value Range: -6 / +6

Step: 0.01

Default Value: 0

Sets the stereo width of the processed signal. A -6 dB value deceases the stereo width. A +6 dB value increases the wideness of the stereo mix but can produce phase issue.

## 4.15 MS Mode On/Off (46)

Default Value: Off

Enables one MS encoding matrix at the input and one MS decoding matrix at the output of the dynamic processing in order to control the stereo width of the mix. When engaged, the side chain is fed by a MS encoded signal that is reflected in the display section. The M channel corresponds to the normal left channel. And the S channel corresponds to the normal right channel. This feature is only available when two channels (no more, no less) are processed.

# 5 Time Related Settings

## 5.1 Delay (47)

Unit: ms

Value Range: 0 to 50.0 ms

Default Value: 0 ms

A delay reflecting the attack time can be introduced into the signal path in order to produce a zero attack time for the dynamic processing. Shifting the delay value from the attack time allows to control transients. A delay value inferior to the attack value lets peaks untouched by the processing.

### Note

Note that the different delay values of every band are automatically compensated. Solera can't be used to produce delay based special effects.

### Warning

Warning: Morphing between presets with different delay values produces sound artefacts. Of course this delay introduces latency in the processing.

## 5.2 Auto Delay (48)

Default Value: Off

When enabled, the delay value is linked to the attack value. Be aware that the latency introduced by this function is now equal to your attack time dived by 2.

## 5.3 Mode (49)

Default Value: Solera



8 different detection modes are available: - Solera: The Attack setting also controls the integration time for RMS detection. When “Auto” is engaged for the delay value, the produced attack time is zero. - Solera Feed Backward: The Attack setting also controls the integration time for RMS detection which is done on the output of the processor. This mode disables the Delay feature. Note also that the Solera Feed Backward prevents to use the external side chain because it’s the processed signal which feed the side chain. - Classic Fast: The integration time for RMS detection is 10 ms with no direct relation with the Attack setting. But when “Auto” is engaged for the delay value, the produced attack time is zero. - Classic Medium: The integration time for RMS detection is 40 ms with no direct relation with the Attack setting. But when “Auto” is engaged for the delay value, the produced attack time is zero. - Classic Slow: The integration time for RMS detection is 80 ms with no direct relation with the Attack setting. But when “Auto” is engaged for the delay value, the produced attack time is zero. - Classic Feed Backward Fast: The integration time is 10 ms for RMS detection which is done on the output of the processor. This mode disables the Delay feature. Note also that the Feed Backward mode prevents to use the external side chain because it’s the processed signal which feed the side chain. - Classic Feed Backward Medium: The integration time is 40 ms for RMS detection which is done on the output of the processor. Note also that the Feed Backward mode prevents to use the external side chain because it’s the processed signal which feed the side chain. - Classic Feed Backward Slow: The integration time is 80 ms for RMS detection which is done on the output of the processor. Note also that the Feed Backward mode prevents to use the external side chain because it’s the processed signal which feed the side chain.

These Feed Backward modes have been inspired by vintage hardware architectures. they create a sort of auto regulation of the processing which produces a naturally beefy sound.

## 5.4 Attack (50)

Unit: ms

Value Range: 0 ms to 100 ms

Default Value: 0.0 ms

Sets the attack time of the processing envelop. It also controls the manner the RMS value is computed from the incoming signal.

### Warning

Warning : The Attack setting also controls the integration time for RMS detection.

## 5.5 Hold (51)

Unit: ms

Value Range: 0 ms / 500 ms.

Default Value: 0 ms

This parameter is the only one in the time related settings, that is independent per dynamic processor. The compressor and the expander may have different hold time.

Used in the Expander section, this setting allows very precise gating of drum tracks. It can also be used for creative purpose on the other dynamic sections.

## 5.6 Release Mode (52)

Default Value: Auto

Three release modes are available for the envelop of the dynamic processing. - Manual corresponds to the value you have set. - Auto enables our specific algorithm to generate a signal dependent value to avoid typical pumping effects. - Advanced gives access to two different values for release and to the control of the velocity of the variations between the maximum and the minimum release values.

## 5.7 Release (53)

Unit: ms

Value Range: 0.67 ms / 10000.00 ms

Default Value: 500.00 ms

Sets the manual release value and the maximum release value when in Advanced Mode.

## 5.8 Release Minimum (54)

Unit: ms

Value Range: 0.67ms / 5000.00

Step: 0.01

Default Value: 1.30 ms

Sets the minimum release value when in Advanced Mode.

## 5.9 Dynamic Factor (55)

Unit: x

Value Range: 0 / 3.0

Step: variable.

Default Value: 1

Amplify or dim the extracted real time dynamic informations.

## 5.10 Dynamic Velocity (56)

Unit: %

Value Range: 10 / 1000

Step: 1

Default Value: 50%

Sets the speed of variation on the dynamic informations.

## 6 Band Display

### 6.1 Input Level Meter (57)

Vu-meter not peak-meter, referenced to -16 dB Fs by default, with auto scale depending of the threshold values. When the MS Width section is engaged, the M (Mid) level is displayed on the left meter. S (Side) is displayed on the right meter.

The green index reflects the threshold value.

### 6.2 Output Level Meter (58)

Vu-meter not peak-meter, referenced to -16 dB Fs by default, with auto scale depending of the threshold values. When the MS Width section is engaged, the M (Mid) level is displayed on the left meter. S (Side) is displayed on the right meter.

### 6.3 Resultant Envelop (59)

Vu-meter not peak-meter, referenced to -16 dB Fs by default.

The scale is +/- 12 dB.

This is the compression, decompression, expander and de-expander summing envelop.

This display doesn't directly reflect the gain changes introduced by the Bitter Sweet section which can be placed pre or post parallel dynamic processors.

### 6.4 Dynamic difference between in and out (60)

Vu-meter not peak-meter, referenced to -16 dB Fs by default.

The scale is +/- 12 dB.

This display doesn't directly reflect the gain changes introduced by the Bitter Sweet section which can be placed pre or post parallel dynamic processors.

## 6.5 Level difference between in and out (61)

Vu-meter not peak-meter, referenced to -16 dB Fs by default.  
The scale is +/- 12 dB.

This is the compression, decompression, expander and de-expander summing envelop which also takes account of the input and output gains of the band.

This display doesn't reflect the gain changes introduced by the Bitter Sweet section.

The Bitter Sweet action can be observed on the main display.

## 6.6 Dynamic Activity Display (62)

No scale

The current L.I.D. Threshold value is reflected by two green lines on the Dynamic Activity display.

For Compressor and DCompressor sections, the L.I.D. action is effective only when the orange Dynamic Activity exceeds the area between the two green lines.

For Expander and DExpander sections, the L.I.D. action is effective only when the orange Dynamic Activity stays inside the area between the two green lines.

## 6.7 Instant Release Value (63)

Auto Scale depending of the release value(s)

## 6.8 Resulting Transfer Curve (64)

Auto Scale depending of the threshold value(s)

## **Part III**

# **Dynamic Sections Settings and Display**

Every band features four dynamic sections working in parallel.

Alt + Click temporarily unlink the control when the band is linked.



# 7 Dynamic Sections Settings

## 7.1 Peak Detection Amount (62)

Unit: %  
Value Range: 0 / 100  
Step: 1  
Default Value: 0 %

Percentage of the instant peak value used to feed the detector section, making the dynamic processing more sensitive to audio transients.

0 % means 100 % RMS signal feeding the detector section; 100 % means only peak signal is feeding the detector section. 50 % = fifty - fifty

## 7.2 Dynamic Ratio (63)

Unit: %  
Value Range: 0 / 100  
Step: 1  
Default Value: 0 %

This setting relaxes the ratio applied to the processor section when the detected signal dynamic raises.

This setting literally opens the sound, increases the dynamic impression and keeps some crest by adjusting in real time the ratio of every dynamic processing section regarding both their current settings about ratio and the signal content (mainly dynamic range). To start understanding this setting and easily hear it, take a full mixed drum kit or a complete mix with punchy drums, set the compression threshold, ratio to get something near pumping or an aggressive compression.

Then increase the output gain to compensate the gain lost and then toggle between 0 and 100% of Dynamic Ratio. At 100 % you should hear more air in the sound, more transient and less compression impression; especially in terms of attack.



## 7.3 Dynamic Ratio Inverter (63)

When engaged, the behavior of the Dynamic Ratio is inverted. The ratio value is increased depending of the detected signal dynamic.

## 7.4 L.I.D.. (Level Independent Detector) (64)

Unit: %

Value Range: 0 / 100

Step: 1

Default Value: 0 %

Allows process the audio signal independently of the sound level but regarding the signal dynamic range. It is mixed with the standard compression scheme.

Take a piece of full mixed music, set the ratio to 3-4 and the compression will start working. Now set the threshold of the compressor to the maximum value, the compressor will stop working because the sound level will never reach the threshold. Then increase the L.I.D.. and you will see (and hear) the compression working again!!! Now decrease or increase the input gain (in Solera or before, as you want) and you will see that the compression will continue to work equally; it's totally, completely independent of the sound level and depends only on Ratio, Knee and sound content. How can this be used? When you have too much dynamic in the sound, going for e.g. from -3, -6 dB Vu (or less) to +12 dB; If you want to compress the low levels you will hear the sound "pumping" when the sound reaches the High levels and the only thing to do with standard compressor will be to increase the threshold to rescue some airiness in the sound. But when doing that the compressor will not work any more on the low levels and you will hear some sound differences (in term density, live space, grain etc...) especially when the compressor starts working. With Solera L.I.D.., adjust the threshold and ratio on the High levels to what you think OK, then increase the L.I.D.. (from 20 to 50 %) and listen now the low levels and especially the transition between Low and High levels. You can also start increasing the ratio to increase the effect. You'll then notice that the compression will always be active but can still take care of High, loud levels (unless you set 100% L.I.D..) and make the compression very smooth and no more pumping... In addition with the Dynamic Ratio function, you'll be able to set a constant and very natural envelop that allows to increase low levels, low frequency and to keep important transients.

## 7.5 L.I.D.. Threshold (65)

Sets the gain range of the L.I.D. parameter. - Up: Increasing of the L.I.D. action - Down: Decreasing of the L.I.D. action

The current L.I.D. Threshold value is reflected by two green lines on the Dynamic Activity display.

### **i** Note

For Compressor and DCompressor sections, the L.I.D. action is effective only when the orange Dynamic Activity (18) exceeds the area between the two green lines. For Expander and DExpander sections, the L.I.D. action is effective only when the orange Dynamic Activity (18) stays inside the area between the two green lines.

## 7.6 L.I.D. Maximum (66)

When engaged, the threshold for the processing is determined by the maximum values from RMS/peak detection OR from the signal dynamic detection. The L.I.D. Threshold is still active, but the L.I.D. mix button is disabled. This feature allows the whole process to be more reactive to the signal content. It worth to be tried on drum tracks.

## 7.7 Threshold (67)

Unit: dB

Value Range: -32 to +16 (Compressor/DCompressor) -80 to +16 (Expander/DExpander)

Default Value: 0

Sets the threshold of the specific dynamic processing section. This dB scale refers to an RMS value.

The threshold effective value is modified by the L.I.D., the L.I.D. Threshold and, the L.I.D. Maximum settings.

## 7.8 Ratio (68)

Unit: dB

Value Range: 1 to 10

Step: 0.01

Default Value: 1

Sets the ratio of the specific dynamic processing section.

The ratio effective value is modified by the Dynamic Ratio amount.

## **7.9 Infinite (69)**

Sets the ratio to its maximum possible value.

## **7.10 Range (70)**

Unit: dB

Value Range: 0 to 48/140/24/16 (Compressor/Expander/DCompressor/DExpander)

Default Value: 24/96/12/

Sets the maximum allowed gain variation for a specific dynamic processing section.

## **7.11 Knee (71)**

Unit: dB

Value Range: 0 / +24

Default Value: 0

Sets the smoothness of the transmission curve for the specific dynamic processing section. The curve is smoothed around the threshold value of the dB amount set with the knee value.

## **7.12 Dynamic Section On/Off (72)**

Activates the specific section.

**7.13 Compressor Section Selector (73)**

**7.14 DCompressor Section Selector (74)**

**7.15 Expander Section Selector (75)**

**7.16 DExpander Section Selector (76)**

# 8 Dynamic Sections Display

## 8.1 Dynamic Section Activity (77)

12 dB scale

The gain is displayed from left to right for gain increase, the gain is displayed from right to left for gain decrease.

# 9 Preset Management

Flux:: plug-ins provides two preset slots referred to as slot A and slot B, which provide access to two sets of parameter settings simultaneously. In addition to just recall the settings for each of the slots individually and alternate between their settings, a morphing slider is provided offering the possibility to morph between the slots and their corresponding settings. When clicking on one of the preset slots, the built in preset manager appears.



## 9.1 Preset Sections

Flux:: plug-ins provides two preset sections referred to as section A and section B, offering simultaneous access to two full sets of parameter settings. Clicking the A section (bottom left) or the B section (bottom right), or clicking the arrow in the Current Selected Preset display, opens a new window accessing the built-in preset manager.

## 9.2 Save

Save replaces the selected preset by a new one under the same name featuring the current settings. If you want to keep an existing preset without your new modifications, just select an empty place into the preset list, enter a new name for this modified preset featuring the current settings and press Save.

Once a preset is selected from the preset list it must be explicitly loaded into section A or the section B by using the recall button. A preset is effective only after it has been recalled.

## 9.3 Copy A / Copy B

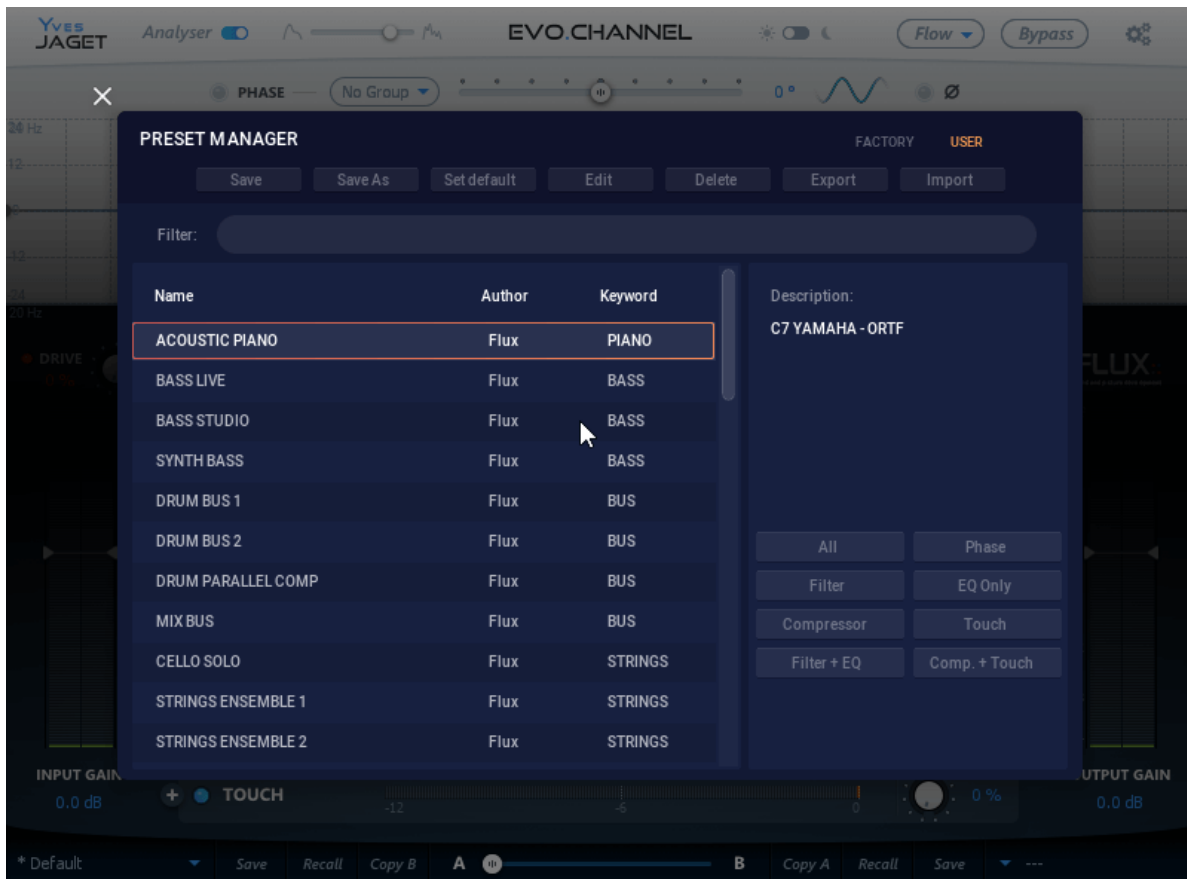
The current parameters of a section are copied to the other one. The section A or B is re-initialized with the current values and the morphing slider is parked at 100% of the corresponding section.

## 9.4 Morphing Slider

Morphs the parameter values of both parameter sections, it has no unity or specific value display; it provides morphing of the current values from both of the parameter sections (A & B). A double-click on one side of the slider area toggles between the two parameter sections. The actual result of the morphed parameter settings can be saved as a new preset.

# 10 Preset Manager

The preset manager contains two preset banks, the Factory bank contains factory presets, this bank is not available for saving of presets but any of the presets can be loaded into a preset slot and then saved into, the User bank, where all user presets are saved.



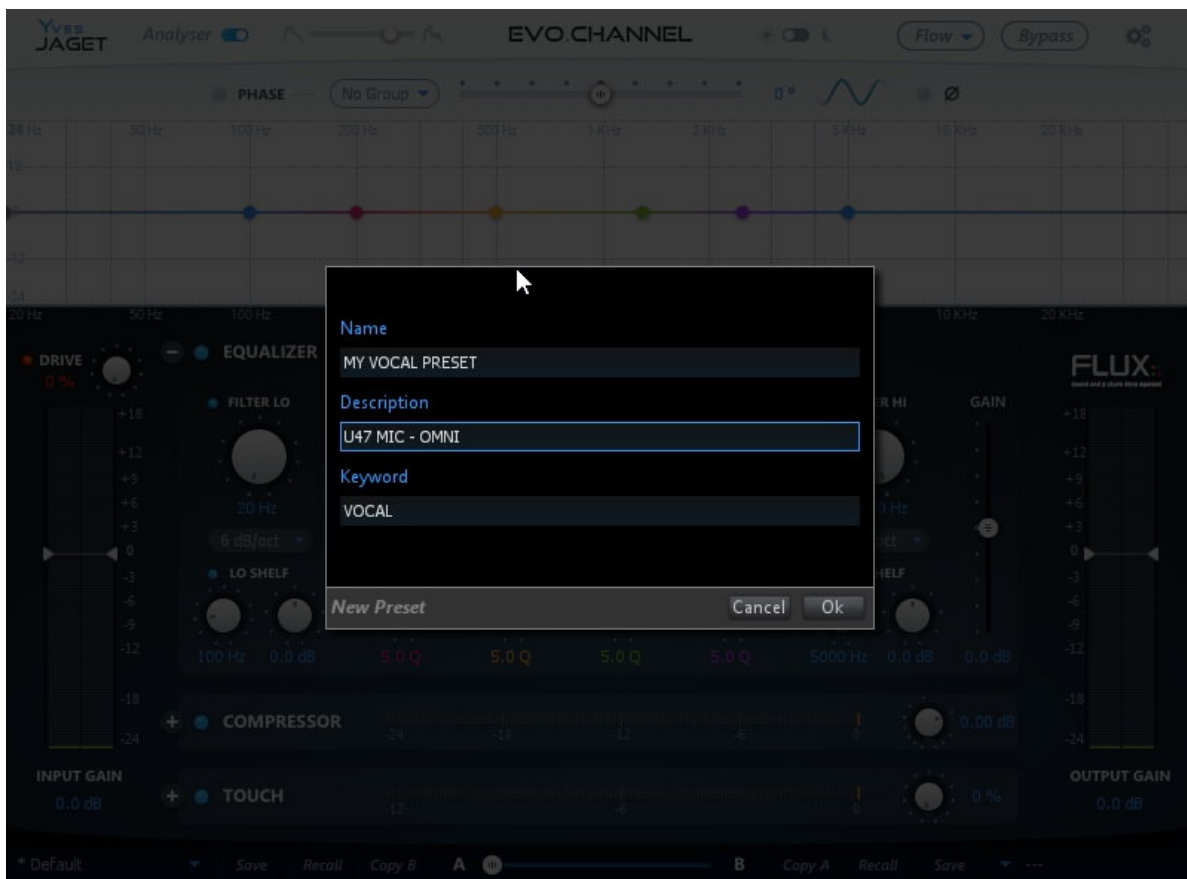
In the preset manager, any preset can be loaded into a preset slot by double clicking on the name of the desired preset in the actual preset list, the preset will then be loaded into the preset slot corresponding to the position of the morphing slider.

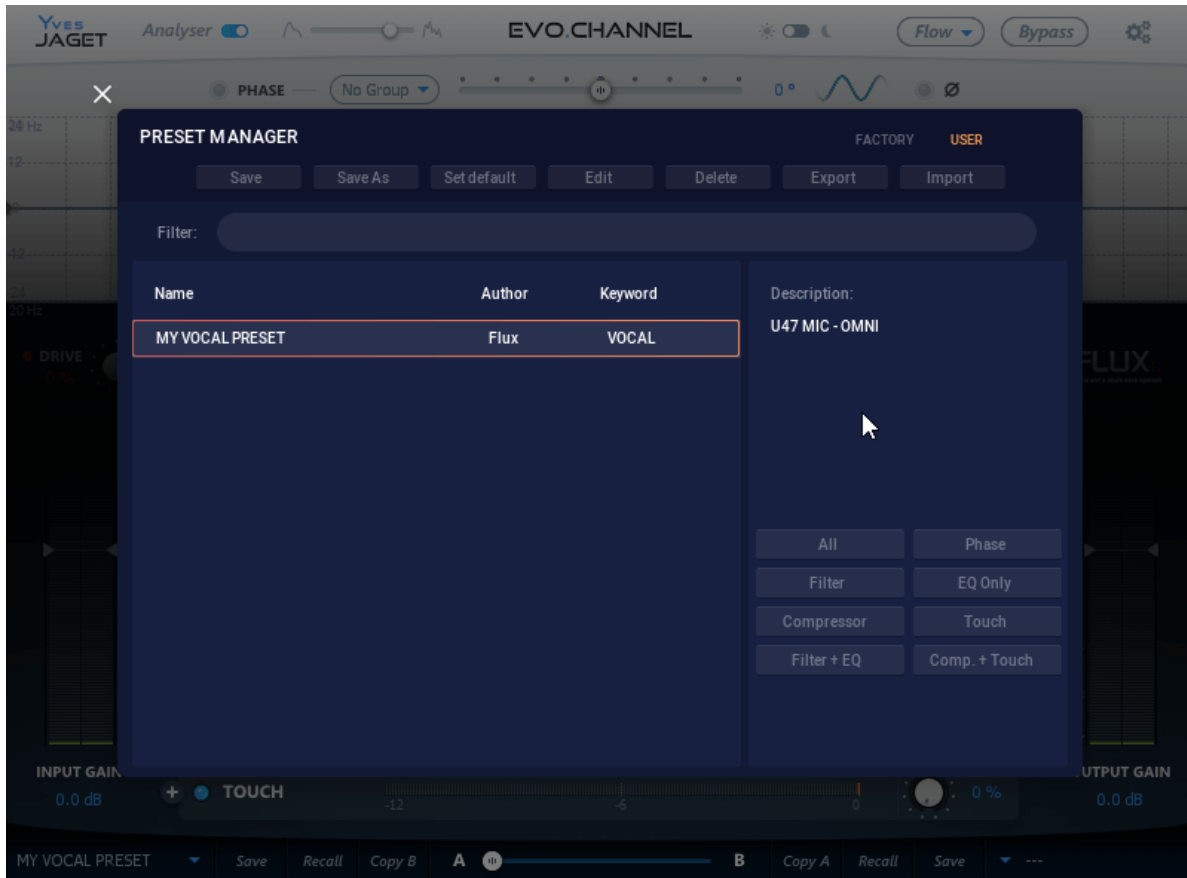
- Additional controls in the preset manager
- Recall A loads the selected preset into the corresponding slot.
- Recall B loads the selected preset into the corresponding slot.



- Update, saves the current settings into the selected preset. (Available in User Bank only)
- New, saves the current settings into a new preset. (Available in User Bank only)
- Duplicate creates a copy of the selected preset and saves it to the list.
- Edit allows for changes to the preset meta properties. (Available in User Bank only)
- Delete, removes the selected preset. (Available in User Bank only)
- Export, creates a file reflecting the content of the current preset bank.
- Import, allows for import of a preset bank file by adding the imported banks content to the content in the current preset bank.

When saving or editing a preset, an option to protect the preset is presented. The preset protection, if engaged, only allows the original preset author to uncheck and edit the preset. This means that you can protect your presets in a multi-user configuration. Protected presets can only be modified using the session used for their creation. If used in another user session they can only be imported or deleted.





# 11 Specifications

Refer to this [website](#) for complete specifications.

# 12 Credits

## Software development

### Project Manager and Designer:

Gaël Martinet

### Application Development:

Gaël Martinet, Alexis Gentil, Bastien Prevosto, Anthony Belard, Maxence Grandidier, Siegfried Hand and Antoine Lorence.

### FLUX:: DSP Design and Development:

Gaël Martinet, Maxence Grandidier and Lorcan Mc Donagh

### Graphic design:

Nicolas Philippot

### FLUX:: Framework development:

Gaël Martinet, Florie-Anne Lafaye, Alexis Gentil, Lorcan Mc Donagh, Bastien Prevosto, Anthony Belard, Siegfried Hand and Antoine Lorence

**Additional contributions:** Vincent Carlier, Jean-Loup Pecquais, Nicolas Erard, Jean Cruypenynck, Pablo Arias, Samuel Tracol

### FLUX:: Framework graphic engine:

Emmanuel Julien (GS lib) and Gaël Martinet

## And

thanks to all fantastic testers...

## FLUX:: Special Thanks to:

Alain, Yves, Bruno and Claude for helping to shape our minds over the years.

## FLUX::

www.flux.audio Copyright 2025, Harman Professional, Inc. ALL RIGHTS RESERVED.

## Additional libs

- GS lib Emmanuel Julien, Gael Martinet (Copyright 2013 Emmanuel Julien)
- ThorVG, Copyright (c) 2020 - 2023 notice for the ThorVG Project (see AUTHORS)
- r8brain free - Copyright (c) 2013-2023 Aleksey Vaneev
- LibJpeg - Copyright (c) 1991-2016, Thomas G. Lane, Guido Vollbeding
- libpng :
  - Copyright (c) 1995-2023 The PNG Reference Library Authors.
  - Copyright (c) 2018-2023 Cosmin Truta.
  - Copyright (c) 2000-2002, 2004, 2006-2018 Glenn Randers-Pehrson.
  - Copyright (c) 1996-1997 Andreas Dilger.
  - Copyright (c) 1995-1996 Guy Eric Schalnat, Group 42, Inc.
- Freetype 2 - Copyright (c) 2006-2023 by David Turner, Robert Wilhelm, and Werner Lemberg.
- Zlib - Copyright (c) 1995-2022 Jean-loup Gailly and Mark Adler
- bzip2 - Copyright (c) 1996-2010 Julian Seward [jseward@bzip.org](mailto:jseward@bzip.org)
- Boost - BSL-1.0
- ni-media - Copyright (c) 2022 Native Instruments
- pfft:
  - Copyright (c) 2004 the University Corporation for Atmospheric Research (“UCAR”)
  - Copyright (c) 2013 Julien Pommier ( [pommier@modartt.com](mailto:pommier@modartt.com) )
  - Copyright (c) 2019 Hayati Ayguen ( [h\\_ayguen@web.de](mailto:h_ayguen@web.de) )
  - Copyright (c) 2020 Dario Mambro ( [dario.mambro@gmail.com](mailto:dario.mambro@gmail.com) )
- pybind11 - Copyright (c) 2016 Wenzel Jakob [wenzel.jakob@epfl.ch](mailto:wenzel.jakob@epfl.ch)
- rtaudio - Copyright (c) 2001-2021 Gary P. Scavone

- rtmidi - Copyright (c) 2003-2021 Gary P. Scavone
- concurrentqueue - Copyright (c) 2013-2016, Cameron Desrochers.
- readerwriterqueue - Copyright (c) 2013-2021, Cameron Desrochers.
- assimp - Copyright (c) 2006-2021, assimp team
- enet - Copyright (c) 2002-2020 Lee Salzman
- fmt - Copyright (c) 2012 - present, Victor Zverovich and {fmt} contributors
- functions (Erik Rigtorp) - Copyright (c) 2015 Erik Rigtorp [erik@rigtorp.se](mailto:erik@rigtorp.se)
- inplace\_function - BSL-1.0
- gtest - Copyright 2008, Google Inc.
- jsoncpp - Copyright (c) 2007-2010 Baptiste Lepilleur and The JsonCpp Authors
- libcurl - Copyright (c) 1996 - 2023, Daniel Stenberg, [daniel@haxx.se](mailto:daniel@haxx.se), and many contributors
- magic\_enum - Copyright (c) 2019 - 2023 Daniil Goncharov
- nanobench - Copyright (c) 2019-2023 Martin Leitner-Ankerl
- nlohmann\_json - Copyright (c) 2013-2022 Niels Lohmann
- openddl - Copyright (c) 1999-2022 Eric Lengyel
- openvr - Copyright (c) 2015, Valve Corporation
- poly2tri - Copyright (c) 2009-2018, Poly2Tri Contributors
- pugixml - Copyright (c) 2006-2022 Arseny Kapoulkine
- rapidjson - Copyright (c) 2015 THL A29 Limited, a Tencent company, and Milo Yip.
- shared\_recursive\_mutex - Copyright (c) 2019 konanM
- sentry-native - Copyright (c) 2019 Sentry (<https://sentry.io>) and individual contributors.
- sqlite3 - Public Domain License
- sqlite\_orm - Copyright (c) 2012-2023 Eugene Zakharov and others
- stb - Copyright (c) 2017 Sean Barrett
- utfcpp - Copyright 2006 Nemanja Trifunovic
- unqlite - Copyright (c) 2012, 2013, 2014, 2015, 2016, 2017, 2018, 2019 Symisc Systems, S.U.A.R.L [M.I.A.G + Mrad Chems Eddine [chm@symisc.net](mailto:chm@symisc.net)].

## Open source libraries

### RTTrPM SDK (Blacktraxx)

Copyright (c) 2019 CAST Group of Companies Inc

### ThorVG (replaces crossed-out libraries above) - MIT

<https://github.com/thorvg/thorvg/blob/main/LICENSE> Copyright (c) 2020 - 2024 notice for the ThorVG Project (see AUTHORS) Permission is hereby granted, free of charge, to any person obtaining a copy of this software and associated documentation files (the “Software”),

to deal in the Software without restriction, including without limitation the rights to use, copy, modify, merge, publish, distribute, sublicense, and/or sell copies of the Software, and to permit persons to whom the Software is furnished to do so, subject to the following conditions: The above copyright notice and this permission notice shall be included in all copies or substantial portions of the Software. THE SOFTWARE IS PROVIDED "AS IS", WITHOUT WARRANTY OF ANY KIND, EXPRESS OR IMPLIED, INCLUDING BUT NOT LIMITED TO THE WARRANTIES OF MERCHANTABILITY, FITNESS FOR A PARTICULAR PURPOSE AND NONINFRINGEMENT. IN NO EVENT SHALL THE AUTHORS OR COPYRIGHT HOLDERS BE LIABLE FOR ANY CLAIM, DAMAGES OR OTHER LIABILITY, WHETHER IN AN ACTION OF CONTRACT, TORT OR OTHERWISE, ARISING FROM, OUT OF OR IN CONNECTION WITH THE SOFTWARE OR THE USE OR OTHER DEALINGS IN THE SOFTWARE."

### **r8brain free - MIT**

<https://github.com/avaneev/r8brain-free-src/blob/master/LICENSE>

### **ooura fft from lmdsp - MIT (or MIT-like)**

<https://www.kurims.kyoto-u.ac.jp/~ooura/fft.html> Copyright Takuya OOURA, 1996-2001

### **LibJpeg - Custom (BSD-like)**

<https://jpegclub.org/reference/> Copyright (C) 1991-2016, Thomas G. Lane, Guido Vollbeding

### **libpng - PNG Reference Library License version 2**

<https://sourceforge.net/p/libpng/code/ci/master/tree/LICENSE> Copyright (c) 1995-2023 The PNG Reference Library Authors. Copyright (c) 2018-2023 Cosmin Truta. - Copyright (c) 2000-2002, 2004, 2006-2018 Glenn Randers-Pehrson. Copyright (c) 1996-1997 Andreas Dilger. Copyright (c) 1995-1996 Guy Eric Schalnat, Group 42, Inc.

### **Freetype 2 - FreeType License**

<https://github.com/freetype/freetype/blob/master/LICENSE.TXT> Copyright (C) 2006-2023 by David Turner, Robert Wilhelm, and Werner Lemberg

## **Zlib - zlib**

[https://zlib.net/zlib\\_license.html](https://zlib.net/zlib_license.html) Copyright (C) 1995-2022 Jean-loup Gailly and Mark Adler

## **bzip2 - Modified zlib**

Copyright (C) 1996-2010 Julian Seward [jseward@bzip.org](mailto:jseward@bzip.org)

## **Boost - BSL-1.0**

[https://github.com/boostorg/boost/blob/master/LICENSE\\_1\\_0.txt](https://github.com/boostorg/boost/blob/master/LICENSE_1_0.txt)

## **mimalloc - MIT**

<https://github.com/microsoft/mimalloc/blob/master/LICENSE>

## **ni-media - MIT**

<https://github.com/NativeInstruments/ni-media/blob/master/LICENSE>

## **pfft**

<https://github.com/marton78/pfft/blob/master/LICENSE.txt>

## **pybind11**

<https://github.com/pybind/pybind11/blob/master/LICENSE>

## **rtaudio**

<https://github.com/thestk/rtaudio/blob/master/LICENSE>

## **rtmidi**

<https://github.com/thestk/rtmidi/blob/master/LICENSE>



## **concurrentqueue - Simplified BSD**

<https://github.com/cameron314/concurrentqueue/blob/master/LICENSE.md> copyright (c) 2013-2016, Cameron Desrochers. All rights reserved.

Redistribution and use in source and binary forms, with or without modification, are permitted provided that the following conditions are met:

- Redistributions of source code must retain the above copyright notice, this list of conditions and the following disclaimer.
- Redistributions in binary form must reproduce the above copyright notice, this list of conditions and the following disclaimer in the documentation and/or other materials provided with the distribution.

THIS SOFTWARE IS PROVIDED BY THE COPYRIGHT HOLDERS AND CONTRIBUTORS “AS IS” AND ANY EXPRESS OR IMPLIED WARRANTIES, INCLUDING, BUT NOT LIMITED TO, THE IMPLIED WARRANTIES OF MERCHANTABILITY AND FITNESS FOR A PARTICULAR PURPOSE ARE DISCLAIMED. IN NO EVENT SHALL THE COPYRIGHT HOLDER OR CONTRIBUTORS BE LIABLE FOR ANY DIRECT, INDIRECT, INCIDENTAL, SPECIAL, EXEMPLARY, OR CONSEQUENTIAL DAMAGES (INCLUDING, BUT NOT LIMITED TO, PROCUREMENT OF SUBSTITUTE GOODS OR SERVICES ; LOSS OF USE, DATA, OR PROFITS ; OR BUSINESS INTERRUPTION) HOWEVER CAUSED AND ON ANY THEORY OF LIABILITY, WHETHER IN CONTRACT, STRICT LIABILITY, OR TORT (INCLUDING NEGLIGENCE OR OTHERWISE) ARISING IN ANY WAY OUT OF THE USE OF THIS SOFTWARE, EVEN IF ADVISED OF THE POSSIBILITY OF SUCH DAMAGE.”

## **readerwriterqueue - Simplified BSD**

<https://github.com/cameron314/readerwriterqueue/blob/master/LICENSE.md> Copyright (c) 2013-2021, Cameron Desrochers  
All rights reserved.

Redistribution and use in source and binary forms, with or without modification, are permitted provided that the following conditions are met:

- Redistributions of source code must retain the above copyright notice, this list of conditions and the following disclaimer.
- Redistributions in binary form must reproduce the above copyright notice, this list of conditions and the following disclaimer in the documentation and/or other materials provided with the distribution.

THIS SOFTWARE IS PROVIDED BY THE COPYRIGHT HOLDERS AND CONTRIBUTORS “AS IS” AND ANY EXPRESS OR IMPLIED WARRANTIES, INCLUDING, BUT NOT LIMITED TO, THE IMPLIED WARRANTIES OF MERCHANTABILITY AND FITNESS FOR A PARTICULAR PURPOSE ARE DISCLAIMED. IN NO EVENT SHALL THE COPYRIGHT HOLDER OR CONTRIBUTORS BE LIABLE FOR ANY DIRECT, INDIRECT, INCIDENTAL, SPECIAL, EXEMPLARY, OR CONSEQUENTIAL DAMAGES (INCLUDING, BUT NOT LIMITED TO, PROCUREMENT OF SUBSTITUTE GOODS OR SERVICES ; LOSS OF USE, DATA, OR PROFITS ; OR BUSINESS INTERRUPTION) HOWEVER CAUSED AND ON ANY THEORY OF LIABILITY, WHETHER IN CONTRACT, STRICT LIABILITY, OR TORT (INCLUDING NEGLIGENCE OR OTHERWISE) ARISING IN ANY WAY OUT OF THE USE OF THIS SOFTWARE, EVEN IF ADVISED OF THE POSSIBILITY OF SUCH DAMAGE.”

## **assimp**

<https://github.com/assimp/assimp/blob/master/LICENSE> Copyright (c) 2006-2021, assimp team All rights reserved.

Redistribution and use of this software in source and binary forms, with or without modification, are permitted provided that the following conditions are met:

- Redistributions of source code must retain the above copyright notice, this list of conditions and the following disclaimer.
- Redistributions in binary form must reproduce the above copyright notice, this list of conditions and the following disclaimer in the documentation and/or other materials provided with the distribution.
- Neither the name of the assimp team, nor the names of its contributors may be used to endorse or promote products derived from this software without specific prior written permission of the assimp team.

THIS SOFTWARE IS PROVIDED BY THE COPYRIGHT HOLDERS AND CONTRIBUTORS “AS IS” AND ANY EXPRESS OR IMPLIED WARRANTIES, INCLUDING, BUT NOT LIMITED TO, THE IMPLIED WARRANTIES OF MERCHANTABILITY AND FITNESS FOR A PARTICULAR PURPOSE ARE DISCLAIMED. IN NO EVENT SHALL THE COPYRIGHT OWNER OR CONTRIBUTORS BE LIABLE FOR ANY DIRECT, INDIRECT, INCIDENTAL, SPECIAL, EXEMPLARY, OR CONSEQUENTIAL DAMAGES (INCLUDING, BUT NOT LIMITED TO, PROCUREMENT OF SUBSTITUTE GOODS OR SERVICES ; LOSS OF USE, DATA, OR PROFITS ; OR BUSINESS INTERRUPTION) HOWEVER CAUSED AND ON ANY THEORY OF LIABILITY, WHETHER IN CONTRACT, STRICT LIABILITY, OR TORT (INCLUDING NEGLIGENCE OR OTHERWISE) ARISING IN ANY WAY OUT OF THE USE OF THIS SOFTWARE, EVEN IF ADVISED OF THE POSSIBILITY OF SUCH DAMAGE.”

## **enet - MIT**

<https://github.com/lsalzman/enet/blob/master/LICENSE>

## **fmt**

<https://github.com/fmtlib/fmt/blob/master/LICENSE.rst> Copyright notice Copyright (c) 2012 - present, Victor Zverovich and {fmt} contributors

Permission is hereby granted, free of charge, to any person obtaining a copy of this software and associated documentation files (the “Software”), to deal in the Software without restriction, including without limitation the rights to use, copy, modify, merge, publish, distribute, sublicense, and/or sell copies of the Software, and to permit persons to whom the Software is furnished to do so, subject to the following conditions:

The above copyright notice and this permission notice shall be included in all copies or substantial portions of the Software.

THE SOFTWARE IS PROVIDED “AS IS”, WITHOUT WARRANTY OF ANY KIND, EXPRESS OR IMPLIED, INCLUDING BUT NOT LIMITED TO THE WARRANTIES OF MERCHANTABILITY, FITNESS FOR A PARTICULAR PURPOSE AND NONINFRINGEMENT. IN NO EVENT SHALL THE AUTHORS OR COPYRIGHT HOLDERS BE LIABLE FOR ANY CLAIM, DAMAGES OR OTHER LIABILITY, WHETHER IN AN ACTION OF CONTRACT, TORT OR OTHERWISE, ARISING FROM, OUT OF OR IN CONNECTION WITH THE SOFTWARE OR THE USE OR OTHER DEALINGS IN THE SOFTWARE.”

## **functions (Erik Rigtorp) - MIT**

<https://github.com/rigtorp/Function/blob/master/LICENSE>

## **inplace\_function - BSL-1.0**

## **gtest - ” BSD 3-Clause “New” or “Revised” ”**

<https://github.com/google/googletest/blob/main/LICENSE>

## **jsoncpp - MIT**

<https://github.com/open-source-parsers/jsoncpp/blob/master/LICENSE> Copyright (c) 2007-2010 Baptiste Lepilleur and The JsonCpp Authors

Permission is hereby granted, free of charge, to any person obtaining a copy of this software and associated documentation files (the “Software”), to deal in the Software without restriction, including without limitation the rights to use, copy, modify, merge, publish, distribute, sublicense, and/or sell copies of the Software, and to permit persons to whom the Software is furnished to do so, subject to the following conditions:

The above copyright notice and this permission notice shall be included in all copies or substantial portions of the Software.

THE SOFTWARE IS PROVIDED “AS IS”, WITHOUT WARRANTY OF ANY KIND, EXPRESS OR IMPLIED, INCLUDING BUT NOT LIMITED TO THE WARRANTIES OF MERCHANTABILITY, FITNESS FOR A PARTICULAR PURPOSE AND NONINFRINGEMENT. IN NO EVENT SHALL THE AUTHORS OR COPYRIGHT HOLDERS BE LIABLE FOR ANY CLAIM, DAMAGES OR OTHER LIABILITY, WHETHER IN AN ACTION OF CONTRACT, TORT OR OTHERWISE, ARISING FROM, OUT OF OR IN CONNECTION WITH THE SOFTWARE OR THE USE OR OTHER DEALINGS IN THE SOFTWARE.”

## **libcurl - MIT like**

<https://curl.se/docs/copyright.html> Copyright (c) 1996 - 2024, Daniel Stenberg, daniel@haxx.se, and many contributors, see the THANKS file.

All rights reserved.

Permission to use, copy, modify, and distribute this software for any purpose with or without fee is hereby granted, provided that the above copyright notice and this permission notice appear in all copies.

THE SOFTWARE IS PROVIDED “AS IS”, WITHOUT WARRANTY OF ANY KIND, EXPRESS OR IMPLIED, INCLUDING BUT NOT LIMITED TO THE WARRANTIES OF MERCHANTABILITY, FITNESS FOR A PARTICULAR PURPOSE AND NONINFRINGEMENT OF THIRD PARTY RIGHTS. IN NO EVENT SHALL THE AUTHORS OR COPYRIGHT HOLDERS BE LIABLE FOR ANY CLAIM, DAMAGES OR OTHER LIABILITY, WHETHER IN AN ACTION OF CONTRACT, TORT OR OTHERWISE, ARISING FROM, OUT OF OR IN CONNECTION WITH THE SOFTWARE OR THE USE OR OTHER DEALINGS IN THE SOFTWARE.

Except as contained in this notice, the name of a copyright holder shall not be used in advertising or otherwise to promote the sale, use or other dealings in this Software without prior written authorization of the copyright holder.”

## **magic\_enum - MIT**

[https://github.com/Neargye/magic\\_enum/blob/master/LICENSE](https://github.com/Neargye/magic_enum/blob/master/LICENSE) Copyright (c) 2019 - 2024 Daniil Goncharov

Permission is hereby granted, free of charge, to any person obtaining a copy of this software and associated documentation files (the “Software”), to deal in the Software without restriction, including without limitation the rights to use, copy, modify, merge, publish, distribute, sublicense, and/or sell copies of the Software, and to permit persons to whom the Software is furnished to do so, subject to the following conditions:

The above copyright notice and this permission notice shall be included in all copies or substantial portions of the Software.

THE SOFTWARE IS PROVIDED “AS IS”, WITHOUT WARRANTY OF ANY KIND, EXPRESS OR IMPLIED, INCLUDING BUT NOT LIMITED TO THE WARRANTIES OF MERCHANTABILITY, FITNESS FOR A PARTICULAR PURPOSE AND NONINFRINGEMENT. IN NO EVENT SHALL THE AUTHORS OR COPYRIGHT HOLDERS BE LIABLE FOR ANY CLAIM, DAMAGES OR OTHER LIABILITY, WHETHER IN AN ACTION OF CONTRACT, TORT OR OTHERWISE, ARISING FROM, OUT OF OR IN CONNECTION WITH THE SOFTWARE OR THE USE OR OTHER DEALINGS IN THE SOFTWARE.”

## **nanobench - MIT**

<https://github.com/martinus/nanobench/blob/master/LICENSE>) Copyright (c) 2019-2023 Martin Leitner-Ankerl

Permission is hereby granted, free of charge, to any person obtaining a copy of this software and associated documentation files (the “Software”), to deal in the Software without restriction, including without limitation the rights to use, copy, modify, merge, publish, distribute, sublicense, and/or sell copies of the Software, and to permit persons to whom the Software is furnished to do so, subject to the following conditions:

The above copyright notice and this permission notice shall be included in all copies or substantial portions of the Software.

THE SOFTWARE IS PROVIDED “AS IS”, WITHOUT WARRANTY OF ANY KIND, EXPRESS OR IMPLIED, INCLUDING BUT NOT LIMITED TO THE WARRANTIES OF MERCHANTABILITY, FITNESS FOR A PARTICULAR PURPOSE AND NONINFRINGEMENT. IN NO EVENT SHALL THE AUTHORS OR COPYRIGHT HOLDERS BE LIABLE FOR ANY CLAIM, DAMAGES OR OTHER LIABILITY, WHETHER IN AN ACTION OF CONTRACT, TORT OR OTHERWISE, ARISING FROM, OUT OF OR IN CONNECTION WITH THE SOFTWARE OR THE USE OR OTHER DEALINGS IN THE SOFTWARE.”

## **nlohmann\_json - MIT**

<https://github.com/nlohmann/json/blob/develop/LICENSE.MIT> Copyright (c) 2013-2022 Niels Lohmann

Permission is hereby granted, free of charge, to any person obtaining a copy of this software and associated documentation files (the “Software”), to deal in the Software without restriction, including without limitation the rights to use, copy, modify, merge, publish, distribute, sublicense, and/or sell copies of the Software, and to permit persons to whom the Software is furnished to do so, subject to the following conditions:

The above copyright notice and this permission notice shall be included in all copies or substantial portions of the Software.

THE SOFTWARE IS PROVIDED “AS IS”, WITHOUT WARRANTY OF ANY KIND, EXPRESS OR IMPLIED, INCLUDING BUT NOT LIMITED TO THE WARRANTIES OF MERCHANTABILITY, FITNESS FOR A PARTICULAR PURPOSE AND NONINFRINGEMENT. IN NO EVENT SHALL THE AUTHORS OR COPYRIGHT HOLDERS BE LIABLE FOR ANY CLAIM, DAMAGES OR OTHER LIABILITY, WHETHER IN AN ACTION OF CONTRACT, TORT OR OTHERWISE, ARISING FROM, OUT OF OR IN CONNECTION WITH THE SOFTWARE OR THE USE OR OTHER DEALINGS IN THE SOFTWARE.”

## **openddl - MIT**

<https://github.com/EricLengyel/OpenDDL/blob/main/LICENSE> Copyright (c) 1999-2022 Eric Lengyel

Permission is hereby granted, free of charge, to any person obtaining a copy of this software and associated documentation files (the “Software”), to deal in the Software without restriction, including without limitation the rights to use, copy, modify, merge, publish, distribute, sublicense, and/or sell copies of the Software, and to permit persons to whom the Software is furnished to do so, subject to the following conditions:

The above copyright notice and this permission notice shall be included in all copies or substantial portions of the Software.

THE SOFTWARE IS PROVIDED “AS IS”, WITHOUT WARRANTY OF ANY KIND, EXPRESS OR IMPLIED, INCLUDING BUT NOT LIMITED TO THE WARRANTIES OF MERCHANTABILITY, FITNESS FOR A PARTICULAR PURPOSE AND NONINFRINGEMENT. IN NO EVENT SHALL THE AUTHORS OR COPYRIGHT HOLDERS BE LIABLE FOR ANY CLAIM, DAMAGES OR OTHER LIABILITY, WHETHER IN AN ACTION OF CONTRACT, TORT OR OTHERWISE, ARISING FROM, OUT OF OR IN CONNECTION WITH THE SOFTWARE OR THE USE OR OTHER DEALINGS IN THE SOFTWARE.”

## **openvr - " BSD 3-Clause " "New" " or " "Revised" " "**

<https://github.com/ValveSoftware/openvr/blob/master/LICENSE> Copyright (c) 2015, Valve Corporation All rights reserved.

Redistribution and use in source and binary forms, with or without modification, are permitted provided that the following conditions are met:

1. Redistributions of source code must retain the above copyright notice, this list of conditions and the following disclaimer.
2. Redistributions in binary form must reproduce the above copyright notice, this list of conditions and the following disclaimer in the documentation and/or other materials provided with the distribution.
3. Neither the name of the copyright holder nor the names of its contributors may be used to endorse or promote products derived from this software without specific prior written permission.

THIS SOFTWARE IS PROVIDED BY THE COPYRIGHT HOLDERS AND CONTRIBUTORS "AS IS" AND ANY EXPRESS OR IMPLIED WARRANTIES, INCLUDING, BUT NOT LIMITED TO, THE IMPLIED WARRANTIES OF MERCHANTABILITY AND FITNESS FOR A PARTICULAR PURPOSE ARE DISCLAIMED. IN NO EVENT SHALL THE COPYRIGHT HOLDER OR CONTRIBUTORS BE LIABLE FOR ANY DIRECT, INDIRECT, INCIDENTAL, SPECIAL, EXEMPLARY, OR CONSEQUENTIAL DAMAGES (INCLUDING, BUT NOT LIMITED TO, PROCUREMENT OF SUBSTITUTE GOODS OR SERVICES - LOSS OF USE, DATA, OR PROFITS ; OR BUSINESS INTERRUPTION) HOWEVER CAUSED AND ON ANY THEORY OF LIABILITY, WHETHER IN CONTRACT, STRICT LIABILITY, OR TORT (INCLUDING NEGLIGENCE OR OTHERWISE) ARISING IN ANY WAY OUT OF THE USE OF THIS SOFTWARE, EVEN IF ADVISED OF THE POSSIBILITY OF SUCH DAMAGE."

## **poly2tri - " BSD 3-Clause " "New" " or " "Revised" " "**

<https://github.com/jhasse/poly2tri/blob/master/LICENSE> Copyright (c) 2009-2018, Poly2Tri Contributors All rights reserved.

Redistribution and use in source and binary forms, with or without modification, are permitted provided that the following conditions are met:

- Redistributions of source code must retain the above copyright notice, this list of conditions and the following disclaimer.
- Redistributions in binary form must reproduce the above copyright notice, this list of conditions and the following disclaimer in the documentation and/or other materials provided with the distribution.

- Neither the name of Poly2Tri nor the names of its contributors may be used to endorse or promote products derived from this software without specific prior written permission.

THIS SOFTWARE IS PROVIDED BY THE COPYRIGHT HOLDERS AND CONTRIBUTORS “AS IS” AND ANY EXPRESS OR IMPLIED WARRANTIES, INCLUDING, BUT NOT LIMITED TO, THE IMPLIED WARRANTIES OF MERCHANTABILITY AND FITNESS FOR A PARTICULAR PURPOSE ARE DISCLAIMED. IN NO EVENT SHALL THE COPYRIGHT OWNER OR CONTRIBUTORS BE LIABLE FOR ANY DIRECT, INDIRECT, INCIDENTAL, SPECIAL, EXEMPLARY, OR CONSEQUENTIAL DAMAGES (INCLUDING, BUT NOT LIMITED TO, PROCUREMENT OF SUBSTITUTE GOODS OR SERVICES ; LOSS OF USE, DATA, OR PROFITS ; OR BUSINESS INTERRUPTION) HOWEVER CAUSED AND ON ANY THEORY OF LIABILITY, WHETHER IN CONTRACT, STRICT LIABILITY, OR TORT (INCLUDING NEGLIGENCE OR OTHERWISE) ARISING IN ANY WAY OUT OF THE USE OF THIS SOFTWARE, EVEN IF ADVISED OF THE POSSIBILITY OF SUCH DAMAGE.”

### **pugixml - MIT**

<https://github.com/zeux/pugixml/blob/master/LICENSE.md> Copyright (c) 2006-2024 Arseny Kapoulkine

Permission is hereby granted, free of charge, to any person obtaining a copy of this software and associated documentation files (the “Software”), to deal in the Software without restriction, including without limitation the rights to use, copy, modify, merge, publish, distribute, sublicense, and/or sell copies of the Software, and to permit persons to whom the Software is furnished to do so, subject to the following conditions:

The above copyright notice and this permission notice shall be included in all copies or substantial portions of the Software.

THE SOFTWARE IS PROVIDED “AS IS”, WITHOUT WARRANTY OF ANY KIND, EXPRESS OR IMPLIED, INCLUDING BUT NOT LIMITED TO THE WARRANTIES OF MERCHANTABILITY, FITNESS FOR A PARTICULAR PURPOSE AND NONINFRINGEMENT. IN NO EVENT SHALL THE AUTHORS OR COPYRIGHT HOLDERS BE LIABLE FOR ANY CLAIM, DAMAGES OR OTHER LIABILITY, WHETHER IN AN ACTION OF CONTRACT, TORT OR OTHERWISE, ARISING FROM, OUT OF OR IN CONNECTION WITH THE SOFTWARE OR THE USE OR OTHER DEALINGS IN THE SOFTWARE.”

### **rapidjson - MIT**

<https://github.com/Tencent/rapidjson/blob/master/license.txt> - “Terms of the MIT License:

---



Permission is hereby granted, free of charge, to any person obtaining a copy of this software and associated documentation files (the “Software”), to deal in the Software without restriction, including without limitation the rights to use, copy, modify, merge, publish, distribute, sublicense, and/or sell copies of the Software, and to permit persons to whom the Software is furnished to do so, subject to the following conditions: The above copyright notice and this permission notice shall be included in all copies or substantial portions of the Software. THE SOFTWARE IS PROVIDED “AS IS”, WITHOUT WARRANTY OF ANY KIND, EXPRESS OR IMPLIED, INCLUDING BUT NOT LIMITED TO THE WARRANTIES OF MERCHANTABILITY, FITNESS FOR A PARTICULAR PURPOSE AND NONINFRINGEMENT. IN NO EVENT SHALL THE AUTHORS OR COPYRIGHT HOLDERS BE LIABLE FOR ANY CLAIM, DAMAGES OR OTHER LIABILITY, WHETHER IN AN ACTION OF CONTRACT, TORT OR OTHERWISE, ARISING FROM, OUT OF OR IN CONNECTION WITH THE SOFTWARE OR THE USE OR OTHER DEALINGS IN THE SOFTWARE.”

### **shared\_recursive\_mutex - MIT**

[https://github.com/KonanM/shared\\_recursive\\_mutex/blob/master/LICENSE](https://github.com/KonanM/shared_recursive_mutex/blob/master/LICENSE) Copyright (c) 2019 konanM

Permission is hereby granted, free of charge, to any person obtaining a copy of this software and associated documentation files (the “Software”), to deal in the Software without restriction, including without limitation the rights to use, copy, modify, merge, publish, distribute, sublicense, and/or sell copies of the Software, and to permit persons to whom the Software is furnished to do so, subject to the following conditions:

The above copyright notice and this permission notice shall be included in all copies or substantial portions of the Software.

THE SOFTWARE IS PROVIDED “AS IS”, WITHOUT WARRANTY OF ANY KIND, EXPRESS OR IMPLIED, INCLUDING BUT NOT LIMITED TO THE WARRANTIES OF MERCHANTABILITY, FITNESS FOR A PARTICULAR PURPOSE AND NONINFRINGEMENT. IN NO EVENT SHALL THE AUTHORS OR COPYRIGHT HOLDERS BE LIABLE FOR ANY CLAIM, DAMAGES OR OTHER LIABILITY, WHETHER IN AN ACTION OF CONTRACT, TORT OR OTHERWISE, ARISING FROM, OUT OF OR IN CONNECTION WITH THE SOFTWARE OR THE USE OR OTHER DEALINGS IN THE SOFTWARE.”

### **sentry-native - MIT**

<https://github.com/getsentry/sentry-native/blob/master/LICENSE> Copyright (c) 2019 Sentry (<https://sentry.io>) and individual contributors. All rights reserved.

Permission is hereby granted, free of charge, to any person obtaining a copy of this software and associated documentation files (the “Software”), to deal in the Software without restriction, including without limitation the rights to use, copy, modify, merge, publish, distribute, sublicense, and/or sell copies of the Software, and to permit persons to whom the Software is furnished to do so, subject to the following conditions:

The above copyright notice and this permission notice shall be included in all copies or substantial portions of the Software.

THE SOFTWARE IS PROVIDED “AS IS”, WITHOUT WARRANTY OF ANY KIND, EXPRESS OR IMPLIED, INCLUDING BUT NOT LIMITED TO THE WARRANTIES OF MERCHANTABILITY, FITNESS FOR A PARTICULAR PURPOSE AND NONINFRINGEMENT. IN NO EVENT SHALL THE AUTHORS OR COPYRIGHT HOLDERS BE LIABLE FOR ANY CLAIM, DAMAGES OR OTHER LIABILITY, WHETHER IN AN ACTION OF CONTRACT, TORT OR OTHERWISE, ARISING FROM, OUT OF OR IN CONNECTION WITH THE SOFTWARE OR THE USE OR OTHER DEALINGS IN THE SOFTWARE.”

### **sqlite3 - Public Domain**

<https://www.sqlite.org/copyright.html>

### **sqlite\_orm - MIT**

[https://github.com/fnc12/sqlite\\_orm/blob/master/COMM-LICENSE](https://github.com/fnc12/sqlite_orm/blob/master/COMM-LICENSE) Copyright (c) 2012-2023 Eugene Zakharov and others

Permission is hereby granted, free of charge, to any person obtaining a copy of this software and associated documentation files (the “Software”), to deal in the Software without restriction, including without limitation the rights to use, copy, modify, merge, publish, distribute, sublicense, and/or sell copies of the Software, and to permit persons to whom the Software is furnished to do so, subject to the following conditions:

The above copyright notice and this permission notice shall be included in all copies or substantial portions of the Software.

THE SOFTWARE IS PROVIDED “AS IS”, WITHOUT WARRANTY OF ANY KIND, EXPRESS OR IMPLIED, INCLUDING BUT NOT LIMITED TO THE WARRANTIES OF MERCHANTABILITY, FITNESS FOR A PARTICULAR PURPOSE AND NONINFRINGEMENT. IN NO EVENT SHALL THE AUTHORS OR COPYRIGHT HOLDERS BE LIABLE FOR ANY CLAIM, DAMAGES OR OTHER LIABILITY, WHETHER IN AN ACTION OF CONTRACT, TORT OR OTHERWISE, ARISING FROM, OUT OF OR IN CONNECTION WITH THE SOFTWARE OR THE USE OR OTHER DEALINGS IN THE SOFTWARE.”

## **stb - MIT**

<https://github.com/nothings/stb/blob/master/LICENSE> Copyright (c) 2017 Sean Barrett  
Permission is hereby granted, free of charge, to any person obtaining a copy of this software and associated documentation files (the “Software”), to deal in the Software without restriction, including without limitation the rights to use, copy, modify, merge, publish, distribute, sublicense, and/or sell copies of the Software, and to permit persons to whom the Software is furnished to do so, subject to the following conditions: The above copyright notice and this permission notice shall be included in all copies or substantial portions of the Software. THE SOFTWARE IS PROVIDED “AS IS”, WITHOUT WARRANTY OF ANY KIND, EXPRESS OR IMPLIED, INCLUDING BUT NOT LIMITED TO THE WARRANTIES OF MERCHANTABILITY, FITNESS FOR A PARTICULAR PURPOSE AND NONINFRINGEMENT. IN NO EVENT SHALL THE AUTHORS OR COPYRIGHT HOLDERS BE LIABLE FOR ANY CLAIM, DAMAGES OR OTHER LIABILITY, WHETHER IN AN ACTION OF CONTRACT, TORT OR OTHERWISE, ARISING FROM, OUT OF OR IN CONNECTION WITH THE SOFTWARE OR THE USE OR OTHER DEALINGS IN THE SOFTWARE.”

## **utfcpp - BSL-1.0**

<https://github.com/nemtrif/utfcpp/blob/master/LICENSE> “Boost Software License - Version 1.0 - August 17th, 2003

Permission is hereby granted, free of charge, to any person or organization obtaining a copy of the software and accompanying documentation covered by this license (the “Software”) to use, reproduce, display, distribute, execute, and transmit the Software, and to prepare derivative works of the Software, and to permit third-parties to whom the Software is furnished to do so, all subject to the following:

The copyright notices in the Software and this entire statement, including the above license grant, this restriction and the following disclaimer, must be included in all copies of the Software, in whole or in part, and all derivative works of the Software, unless such copies or derivative works are solely in the form of machine-executable object code generated by a source language processor.

THE SOFTWARE IS PROVIDED “AS IS”, WITHOUT WARRANTY OF ANY KIND, EXPRESS OR IMPLIED, INCLUDING BUT NOT LIMITED TO THE WARRANTIES OF MERCHANTABILITY, FITNESS FOR A PARTICULAR PURPOSE, TITLE AND NON-INFRINGEMENT. IN NO EVENT SHALL THE COPYRIGHT HOLDERS OR ANYONE DISTRIBUTING THE SOFTWARE BE LIABLE FOR ANY DAMAGES OR OTHER LIABILITY, WHETHER IN CONTRACT, TORT OR OTHERWISE, ARISING FROM, OUT OF OR IN CONNECTION WITH THE SOFTWARE OR THE USE OR OTHER DEALINGS IN THE SOFTWARE.”

## **unqlite - BSD 2-clause**

<https://github.com/symisc/unqlite/blob/master/LICENSE> ” \* Copyright (C) 2012, 2013, 2014, 2015, 2016, 2017, 2018, 2019 Symisc Systems, S.U.A.R.L [M.I.A.G Mrad Chems Eddine [chm@symisc.net](mailto:chm@symisc.net)]. \* All rights reserved. Redistribution and use in source and binary forms, with or without \* modification, are permitted provided that the following conditions \* are met: \* 1. Redistributions of source code must retain the above copyright \* notice, this list of conditions and the following disclaimer. \* 2. Redistributions in binary form must reproduce the above copyright \* notice, this list of conditions and the following disclaimer in the \* documentation and/or other materials provided with the distribution. THIS SOFTWARE IS PROVIDED BY SYMISC SYSTEMS “AS IS” AND ANY EXPRESS \* OR IMPLIED WARRANTIES, INCLUDING, BUT NOT LIMITED TO, THE IMPLIED \* WARRANTIES OF MERCHANTABILITY, FITNESS FOR A PARTICULAR PURPOSE, OR \* NON-INFRINGEMENT, ARE DISCLAIMED. IN NO EVENT SHALL SYMISC SYSTEMS \* BE LIABLE FOR ANY DIRECT, INDIRECT, INCIDENTAL, SPECIAL, EXEMPLARY, OR \* CONSEQUENTIAL DAMAGES (INCLUDING, BUT NOT LIMITED TO, PROCUREMENT OF \* SUBSTITUTE GOODS OR SERVICES ; LOSS OF USE, DATA, OR PROFITS - OR \* BUSINESS INTERRUPTION) HOWEVER CAUSED AND ON ANY THEORY OF LIABILITY, \* WHETHER IN CONTRACT, STRICT LIABILITY, OR TORT (INCLUDING NEGLIGENCE \* OR OTHERWISE) ARISING IN ANY WAY OUT OF THE USE OF THIS SOFTWARE, EVEN \* IF ADVISED OF THE POSSIBILITY OF SUCH DAMAGE.” 3rd Party Open Source Python Modules - - - -

## **argh (Andrey Mikhaylenko) - LGPLv3**

<https://pypi.org/project/argh/>

## **chardet (Mark Pilgrim, Daniel Blanchard) - LGPL v2.1**

<https://github.com/chardet/chardet/blob/main/LICENSE>

## **charset\_normalizer - MIT**

[https://github.com/Ousret/charset\\_normalizer/blob/master/LICENSE](https://github.com/Ousret/charset_normalizer/blob/master/LICENSE) Copyright (c) 2019 TAHRI Ahmed R.

Permission is hereby granted, free of charge, to any person obtaining a copy of this software and associated documentation files (the “Software”), to deal in the Software without restriction, including without limitation the rights to use, copy, modify, merge, publish, distribute, sublicense, and/or sell copies of the Software, and to permit persons to whom the Software is furnished to do so, subject to the following conditions:

The above copyright notice and this permission notice shall be included in all copies or substantial portions of the Software.

THE SOFTWARE IS PROVIDED “AS IS”, WITHOUT WARRANTY OF ANY KIND, EXPRESS OR IMPLIED, INCLUDING BUT NOT LIMITED TO THE WARRANTIES OF MERCHANTABILITY, FITNESS FOR A PARTICULAR PURPOSE AND NONINFRINGEMENT. IN NO EVENT SHALL THE AUTHORS OR COPYRIGHT HOLDERS BE LIABLE FOR ANY CLAIM, DAMAGES OR OTHER LIABILITY, WHETHER IN AN ACTION OF CONTRACT, TORT OR OTHERWISE, ARISING FROM, OUT OF OR IN CONNECTION WITH THE SOFTWARE OR THE USE OR OTHER DEALINGS IN THE SOFTWARE.”

### **docopt (Vladimir Keleshev) - MIT**

<https://github.com/docopt/docopt/blob/master/LICENSE-MIT> Copyright (c) 2012 Vladimir Keleshev, [vladimir@keleshev.com](mailto:vladimir@keleshev.com)

Permission is hereby granted, free of charge, to any person obtaining a copy of this software and associated documentation files (the “Software”), to deal in the Software without restriction, including without limitation the rights to use, copy, modify, merge, publish, distribute, sublicense, and/or sell copies of the Software, and to permit persons to whom the Software is furnished to do so, subject to the following conditions:

The above copyright notice and this permission notice shall be included in all copies or substantial portions of the Software.

THE SOFTWARE IS PROVIDED “AS IS”, WITHOUT WARRANTY OF ANY KIND, EXPRESS OR IMPLIED, INCLUDING BUT NOT LIMITED TO THE WARRANTIES OF MERCHANTABILITY, FITNESS FOR A PARTICULAR PURPOSE AND NONINFRINGEMENT. IN NO EVENT SHALL THE AUTHORS OR COPYRIGHT HOLDERS BE LIABLE FOR ANY CLAIM, DAMAGES OR OTHER LIABILITY, WHETHER IN AN ACTION OF CONTRACT, TORT OR OTHERWISE, ARISING FROM, OUT OF OR IN CONNECTION WITH THE SOFTWARE OR THE USE OR OTHER DEALINGS IN THE SOFTWARE.”

### **dotenv - “BSD 3-Clause” “New” ” or “ “Revised” “ ”**

<https://github.com/theskumar/python-dotenv/blob/main/LICENSE> Copyright (c) 2014, Saurabh Kumar (python-dotenv), 2013, Ted Tieken (django-dotenv-rw), 2013, Jacob Kaplan-Moss (django-dotenv)

Redistribution and use in source and binary forms, with or without modification, are permitted provided that the following conditions are met:

- Redistributions of source code must retain the above copyright notice, this list of conditions and the following disclaimer.

- Redistributions in binary form must reproduce the above copyright notice, this list of conditions and the following disclaimer in the documentation and/or other materials provided with the distribution.
- Neither the name of django-dotenv nor the names of its contributors may be used to endorse or promote products derived from this software without specific prior written permission.

THIS SOFTWARE IS PROVIDED BY THE COPYRIGHT HOLDERS AND CONTRIBUTORS “AS IS” AND ANY EXPRESS OR IMPLIED WARRANTIES, INCLUDING, BUT NOT LIMITED TO, THE IMPLIED WARRANTIES OF MERCHANTABILITY AND FITNESS FOR A PARTICULAR PURPOSE ARE DISCLAIMED. IN NO EVENT SHALL THE COPYRIGHT OWNER OR CONTRIBUTORS BE LIABLE FOR ANY DIRECT, INDIRECT, INCIDENTAL, SPECIAL, EXEMPLARY, OR CONSEQUENTIAL DAMAGES (INCLUDING, BUT NOT LIMITED TO, PROCUREMENT OF SUBSTITUTE GOODS OR SERVICES ; LOSS OF USE, DATA, OR PROFITS ; OR BUSINESS INTERRUPTION) HOWEVER CAUSED AND ON ANY THEORY OF LIABILITY, WHETHER IN CONTRACT, STRICT LIABILITY, OR TORT (INCLUDING NEGLIGENCE OR OTHERWISE) ARISING IN ANY WAY OUT OF THE USE OF THIS SOFTWARE, EVEN IF ADVISED OF THE POSSIBILITY OF SUCH DAMAGE.”

# A Release Notes

## A.1 Build 24.07.0.50393 - All plugins

### A.1.1 New Features

- VST3 automation state on UI

### A.1.2 Improvements

- EVO EQ - Dark mode update

### A.1.3 Bugs

- All plugins - VST3 - GUI freeze when reloading a session in Studio One
- All plugins - VST3 - Wrong parameters frequencies when reloading session at 44.1KHz
- All plugins - crash when loading a StudioOne session
- All plugins AAX - Crash protocols when using the protocols plugin preset manager on Windows
- EVO Channel/Touch and BS Pro - Presets have to be loaded twice to apply the filter values from the Touch section properly
- Elixir - Latency not properly compensated after changing stage parameters value in VST and AudioUnit
- Elixir - VST - May crash or bypass the audio when reloading a previous session in Nuendo
- Evo Channel - GUI issues on Geek panel
- Evo Channel/Evo EQ - Bad init on the lowpass filter cut off frequency
- HEar - Failed to load HRTF message in Logic until audio playback
- Verb and VerbSession - VST3 - Freeze during Steinberg TestHost on Windows

### A.1.4 Known Issues

#### Important

- All plugins - AU - Crash in Logic 10.5 on MacOS Mojave

- All plugins - AU - Sidechain not available
- All plugins - VST versions - GUI issue in Izotope Ozone and Davinci Resolve
- Elixir - VST3 - Elixir is not available as 32 channels (24 max) in Reaper
- HEar - AU - Crashes Ableton
- HEar - Do not work properly with Ambisonic streams
- Trax - Ran out of CPU error and playback issue in Protools
- Verb - AAX - Moving any temporal parameter mute audio and generate noisy artefacts
- Verb - HOA 3rd order not working properly

### Host Specific

- All plugins - VST2 - GUI cropped in TwistedWave
- All plugins - VST3 - Do not process the audio in TwistedWave
- EVO EQ - AAX-DSP - Not listed in DSP plugins list
- EVO Series - AAX DSP - No metering
- Evo Channel/Evo EQ - AudioUnit - LPF cut off frequency badly initialized when samplerate is 2FS or more
- StereoTool - AAX DSP - No metering

## A.2 Build 24.06.0.50386 - All plugins

### A.2.1 Improvements

- All plugins - Preset manager filter options updated
- All plugins - Preset recall button improved
- All plugins - Preset save button improved

### A.2.2 Bugs

- AAX - Preset manager - Default preset is not applied to parameters at plugin instantiation
- All plugins - AAX bad GUI recall with user scale x2 and display scale x2
- All plugins - AU - auval real time safety checks
- All plugins - All parameters are reset when reloading a session when using presets
- All plugins - GUI issue on Windows
- All plugins - GUI issue with Retina in FLStudio
- All plugins - Mouse wheel not working anymore on knobs
- All plugins - Parameters are reset when deactivating/reactivating the plugin in Protools
- All plugins - Parameters are reset when loading a session if a preset is used
- All plugins - Preset manager font issues
- All plugins - VST3 - Keys not working in Pyramix



- All plugins - VST3 - Meters not working in Adobe premiere Pro, Adobe audition, Isotope RX10 and Waves Studio Rack
- All plugins - VST3 - preset name back reset to default when loading a session
- All plugins - VST3 - Can't edit values using keyboard on Windows
- All plugins - mouse wheel + shift key increase controls value when scroll down
- All plugins - AAX - Crash protocols when using the protocols plugin preset manager on Windows
- All plugins - VST3 - crash plugin scan when OSC enabled in prefs
- EVO Channel - Dark mode display issue when closing/opening the plugin
- EVO Channel - custom preset does not load some parameters
- EVO In - Phase shift amount automation line display issue in Logic
- EVO Series - Display issues on some parameters values
- EVO Series - Missing controls text
- EVO Series - Save button from preset manager not working
- EVO Series - save/recall/copy A & B preset buttons from main window not working
- EVO Series - wrong RMS reference value initialisation
- Elixir 1-Stage - GUI broken
- EvoEq - very low noise generated when offline rendering (32bit FP)
- HEar - AudioUnit - Crashes validation in Logic
- Preset Manager - Refresh missing - Preset name still displayed as current preset after being deleted.
- Solera - VST3 on Windows - DExp tab selected as default
- StereoTool - Correlation phase meter is wrong when quality setting set at 60fps
- StudioSession Plugins - May fail to scan in logic
- StudioSession Plugins - loads without the limitations
- Trax - VST3 - Learn feature not working
- VST3 - Some plugins are blacklisted in Cubase 13 on Windows
- VST3 - Conformity report
- VST3 - Display quality (15/30/60Hz) always reverts to initialized value
- VST3 - Verb & VerbSession - Crash in VST3 test host unit test
- VST3 - presets slots values are not correctly recalled when a session is saved after using morphing
- Verb - AAX - Matrix not reloaded on atmos 9.1.4 tracks
- Verb - Does not load the saved multichannel layout
- Verb - Multichannel layout not automatically set in Logic
- Verb - When in High Density, the dry signal is output
- Verb Session - AAX - GUI issue in HiDPI on Windows

### **A.2.3 Known Issues**

#### **Important**

- All plugins - AU - Crash in Logic 10.5 on MacOS Mojave
- All plugins - VST2 - GUI cropped in TwistedWave
- All plugins - VST3 - Do not process the audio in TwistedWave
- All plugins VST versions- GUI issue in Izotope Ozone and Davinci Resolve
- Elixir - Latency not properly compensated after changing stage parameters value in VST and AudioUnit
- Elixir - Reaper - VST3 - Elixir is not available as 32 channels (24 max)
- Evo Channel/Evo EQ - All formats -Bad init on the lowpass filter cut off frequency
- HEar - AU - Crashes Ableton
- HEar - Do not work properly with Ambisonic streams
- HEar - Failed to load HRTF message in Logic until audio playback
- Trax - Ran out of CPU error and playback issue in Protools
- Verb - AAX - Moving any temporal parameter mute audio and generate noisy artefacts
- Verb - HOA 3rd order not working properly

## **A.3 Build 23.07.50310 - All plugins**

### **A.3.1 New features**

- Support Pro Tools new track formats

### **A.3.2 Bugs fixes**

- All plugins - Nuendo - VST3 - crash when stereo plugins are instantiated on multichannel tracks (StereoTools, ...)
- All plugins - Pace protected plugins fail to scan on Da Vinci Resolve mac
- All plugins - Popups wrong metrics when changing screen
- All plugins - Presets not imported
- All plugins - VST3 - Nuendo - WIN (UHD360) - Wrong window size init
- All plugins - VST3 - WIN (UHD630) - REAPER - GUI refresh issue when in single window mode
- All plugins - GUI issue with AMD graphics on windows - flickering issue
- All plugins - AU - Plugins parameters are reset when bouncing in Reaper
- All plugins - VST2 - no multichannel with the plugins 23.X in Reaper
- All plugins - VST - Resizing the GUI does not update the floating window size in Nuendo on Windows with UHD630 graphics
- Bittersweet - VST3 - crashes on Pyramix on instantiation
- StereoTool / EVO Channel - VST3 - No goniometer / analyzer in Wavelab
- Elixir - Not available as 32 channels in Reaper
- EVO series - AAX - Dark Mode wrong GUI init

- EVO series - remove unused and duplicated presets
- EVO Channel - VST3 - spectrum smoothing slider crashes Studio one
- EVO Channel / EVO Eq - VST3 - Analyzer not working in Ableton Live
- EVO Channel / EVO Eq - scale eq control always reload on auto mode
- EVO Eq - weird release on meter
- EVO In - GUI refresh issue when toggling night/day mode
- EVO Touch - Zero Crossing Threshold label missing in the geek panel
- EVO Touch - frequency band selector does not always recall the good settings on session reload
- EVO Touch/ EVO Channel - Frequency range slider is hard to handle
- Pure Serie - VST3 - Attack value max 80ms
- Pure Comp - Crash when loading “Bass guitar” preset
- Pure Limiter - VST3 - advanced mode does not turn on advanced settings
- StereoTool - VST3 - vector scope not working in Ableton Live on Windows
- StereoTool - Not working in Final Cut Pro
- TRAX - Crash using oversampling with sessions set at 2FS or higher
- TRAX Tr - not usable in Protools anymore (build 50123)

### **A.3.3 Known issues**

- All plugins - VST - GUI issue in Izotope Ozone and RX
- All plugins - AAX - Preset manager - Default preset is not applied to parameters at plugin instantiation
- Elixir - Latency not properly compensated after changing stage parameters value in VST and AudioUnit
- TRAX tr - Learn function returning wrong values
- VerbV3 - HOA 3rd order not working properly

## **A.4 Build 23.1.0.50251 - All plugins**

### **A.4.1 New features**

- New plugins Evo Compressor, Evo Touch and Evo EQ.
- VST3 support
- ARM support for AAX, AU and VST3
- Plugins are now resizable
- Elixir now supports 32 channels
- Alchemist, BitterSweet, Epure, Pure Compressor, Pure DCompressor, Pure Expander, Pure DExpander, PureLimiter, Solera, Syrah now support 16 channels

## A.4.2 Bugs fixes

- All plugins - Preset Manager - Update user preset do not work
- All plugins - Preset manager - Crash or freeze when saving a preset
- All plugins - UI may be black on Intel UHD 630 graphical cards
- All plugins - AU/VST3 - Preset manager - Default preset is not applied to parameters at plugin instantiation
- All plugins - AAX - Crash with OSC when changing fx slot in Pro Tools
- All plugins - AU - Logic Pro - Automation of boolean/integer parameters broken
- All plugins - AU - Plugins crash in Da Vinci Resolve
- All plugins - DaVinci Resolve - VST - UI is truncated
- All plugins - Streamlabs - Plugins do not work
- All plugins - Licensing issue in DaVinci Resolve and GarageBand
- Alchemist - The range parameter works only for the 1st band
- BitterSweet - Not possible to tweak the Output gain after unlinking it
- BitterSweet - Output gain not reloaded properly when the link is disabled
- BSPro - some modes are not accessible due to GUI issue
- Epure - macOS - Bad graphic scale initialization at 2&4FS
- Evo Channel - Meter reference is not saved
- Syrah - Crash when selecting preset “Static fast compression”
- TRAX Tr - When the link is activated, the Formant slider does not have the expected audio effect
- TRAX Tr - ProTools - Issue in AudioStudio when the modulation is enabled
- VerbSession/VerbSession Studio Session and BSPro StudioSession - Pyramix - VST crash when instantiated
- Verb/Verb Studio Session - Crash when reloading session having 2 instances

### A.4.3 Known issues

- All plugins - VST - GUI issue in Izotope Ozone and RX
- All plugins - AAX - Preset manager - Default preset is not applied to parameters at plugin instantiation
- Elixir - Latency not properly compensated after changing stage parameters value in VST and AudioUnit
- TRAX tr - Learn function returning wrong values
- VerbV3 - HOA 3rd order not working properly

## A.5 Build 21.12.0.50123 - All plugins except TRAX and StudioSession

### Bug fixes

- All plugins AudioUnit - GUI issue with Hdpi displays on macOS Monterey
- All plugins VST - Plugin scan freeze in Wavelab 11 on Mac M1 machines
- All plugins VST - Crash in Adobe Audition on macOS
- All plugins VST macOS - Fix crashes with Ableton live
- Elixir - Automation is not read for toggle parameters.
- Elixir - Crash when clicking on the settings button on Session version
- Elixir - Several fixes on the UI
- Elixir - Windows AAX - Refresh issue with two instances in ProTools
- HEar - Bypass is working in AAX
- HEar AAX - Crash when doing offline bounce on macOS
- HEar AAX - Crash when editing the matrix on macOS
- HEar AAX - Stereo - Change on Matrix are not applied until we change the preset
- HEar AudioUnit - Ableton crashes when inserting a second instance

## **A.6 Build 21.11.0.50107 (HEar, IRCAM Verb)**

NOTE: CURRENTLY NOT COMPLIANT WITH ABLETON LIVE MACOS

### **Improvement**

- HEar - 5.1.4 & 5.0.4 now available

### **Bug fixes**

- HEar - Fix meters refresh issue
- HEar - No verb on some presets
- HEar - Protools crashes when doing offline bounce on macOS

## **A.7 FLUX:: Immersive - Plugins (including IRCAM Tools) 21.09**

This release includes updates for all FLUX::Immersive plugin processing products with the exception of EVO Channel, Epure, IRCAM Trax, Studio Session.

NOTE: CURRENTLY NOT COMPLIANT WITH ABLETON LIVE MACOS

### **Major optimizations**

- Apple computers Big Sur (new M1 chips) AU validation
- Important updates to the Ircam Verb + Session
- Overall better handling of multichannel track setups such for Atmos. (Ircam Hear, Verb and more)
- Automatic detection of track format / channel order for DAWs when possible.

### **A.7.1 Build 21.9.0.50083**

#### **Bug fixes**

- Apple computers Big Sur (new M1 chips) AU validation failing
- Empty GUI when close/reopen plugin - Windows 10 - UHD630 graphics
- AudioUnit in Reaper - do not process audio when offline bounce
- Default preset not loaded correctly on instantiation of Verb + Verb Session
- Evo.Channel on Retina - Input and Output Sliders badly scaled
- Incompatible AudioUnit issue in Apple Final Cut Pro
- Plugins: Recall Preset Flags (e.g. “All but setup”) recall always everything
- Preset Manager - UI issue with small plugins when a preset has been created
- Ircam Verb Session reload in VST with audio interruption

- VST Plugins Session not correctly reloaded if it integrate an IO configuration change
- Verb session - Dry/wet not applied in offline render
- Verb v3 Atmos crash on AAX
- Verb: AU validation failed on Apple M1
- Verb: LFE not disabled by default on ProTools
- Verb: Recall Preset may be not correct with double click inside the preset manager
- Verb: disabled channel is not re-injected according to dry/wet parameter (100 % wet means muted)
- Verb: init issue with Nuendo
- AAX - Some plugins - Crash on Mac / No GUI on Windows
- Overall reliability / stability fixes.
- Plugin size not correct
- Potential plugins crash when opening UI

## A.8 FLUX:: Immersive - Plugins (including IRCAM Tools) 20.12

This major release includes updates for all **FLUX::Immersive** products with the exception of IRCAM Spat V3 legacy product. Please refer to Spat V3 - Spat Revolution crossgrade options.

### Major optimizations

- HiDPI / Retina support + display enhancements and fixes
- Page Table unification for **Avid Control**, S1, S3, S4, S6 and S6L.
- OSC Control for plugins.
- **IRCAM Verb** support for Dolby Atmos, Multichannel support up to 16 channels
- **IRCAM Hear** - Multichannel stability improvement, Now up to 10 channels. (Dolby Atmos 7.1.2)
- **IRCAM Tools** - Audio I/O Matrix and Multichannel enhancement
- Most plugins support of 8 channel.
- 16 channel support for **Bittersweet Pro, Evo In and Evo Channel**

### A.8.1 Build 20.12.0.49880

#### Bug fixes

Core:

- BPro - Latency report issue (AAX)
- IRCAM TRAX Tr - Latency report issue
- IRCAM Verb - Wrong initialization value for Reverb density
- IRCAM Verb -Dry signal still goes out in disabled channels when wet is 100%

- All Pure Dynamics PI + Alchemist - Wrong Thresholds initialization values
- AAX “monolithic” are broken like Hear, TRAX etc...
- Almost all AAX plugins don't reload parameters from 47856 version session.
- Pure Limiter - Diff feature bypassed the input gain.
- Pure Limiter - Inverted sidechain filters.
- Any plugin except Evo Channel - Research Presets resets when click on a preset.
- Evo channel - Wrong values when reloading touch section.

UI:

- Current preset name disappear on re-opening GUI or session

## A.9 Known Issues

- Wavelab “Sample rate not supported” when a plugin is inserted on a clip, track or output section.
- TRAX Tr - Learn frequencies display wrong values (AAX only).
- Hear - Internal config labels change when modify LFE input config from routing matrix.
- When using OSC on a plugin in Pro Tools, a crash will occur if you change/move FX insert slots